

Champlain Valley Quilt Guild



Essex Junction, VT

WWW.CVQGV.T.ORG

April 2017

Meeting Location

Essex Alliance Church, 37 Old Stage Rd, Essex

Meeting Agenda: April 4

6:30 Hospitality
7:00 Welcome, important announcements
7:15 Program
8.30 Business
9:00 Meeting ends

Board Meeting: April 11, 6pm, Yankee Pride Quilt Shop, Budget discussion

Newsletter Deadline

April 15, Submit to Janet Brunet newsletter@cvqgv.org

Inside This Issue

President's Snippets.....	1
April 4 Program	1
Upcoming Events.....	2
Board and Committee openings.....	2
March Meeting Minutes.....	2
Board Snippets.....	3
Budget Discussion.....	3
Community Quilts.....	4
Raffle Quilt 2017!.....	4
Sunshine Corner.....	4
Officers & Committees.....	4
Quilts for Display	4
Camp Abnaki Update.....	5
Tips & Tricks	5
Busy Bees.....	5
Programs & Workshop.....	6
Workshop Registration Form	6
April Raffle Block.....	7
Programs-at-a-Glance.....	8

April 2017

President's Snippets

I am writing on a gloriously sunny day with early morning temperatures above 40F. Maple taps are set, lilac buds are bulging, and my road has been posted for mud season. Can Spring be far behind?

With the first hint of Spring, we begin to look ahead. Programs are planned well into 2018, the budget is prepared, and nominating works to fill open slots on the board and committees. The guild has jobs large and small. Some require individual effort, some require a team. Some are clearly defined, some open to creative interpretation. What they all offer is the opportunity to make our guild a vibrant community of quilters. Key requirement for any of the openings is commitment. Whether you are a new member or have been a member for many years, we want to hear of your interest in any of the open slots. If you want to find [information on board positions](#), go to CVQG website, "about our guild", "bylaws" for descriptions of officers' and board members' functions. For [information on quilt show positions](#), go to website, "about our guild", "guild job descriptions" for descriptions of responsibilities for quilt show chair and other quilt show committees.


Ready to take the plunge and sign up to fill a guild position? See the list of openings on page 2. Want more information before making your decision? Contact a member of the nominating committee - Janet Brunet (846-7392), Lyn Hoffelt (999-8340), or Pat Hechmer (878-3725).

Pat Hechmer, President

April 4 Program : [Meg Cox](#)

A fun, inspiring lecture that changes lives.

An expert on tradition who has written four books on ritual, Meg Cox shares examples of quilters' celebrations but also shows powerful ideas from her own life. She shares what she has learned in 20 years of research about what makes traditions unforgettable. Meg Cox's writing and lecturing on FAMILY TRADITIONS is informed by her experience as a mother, stepmother and stepgrandmother, as well as more than a decade of interviewing psychologists, religious leaders and hundreds of families about rituals. Her expertise on QUILTING stems partly from the 25 years that she has been a passionate quilter.



April is welcoming month! Bring an interested-in-quilting friend.

Free admission!



Upcoming Events

April 1-2: Franklin County Quilt Show, St. Albans, Vermont
<http://www.franklincountyquilters.org/>

April 22-23: Northern Lights Quilt Guild Show, Hanover, NH
<http://www.nlqg.org/>

June 9-11: Quilter's Connection Quilt Show, Watertown, MA
<http://www.quiltersconnection.org/quilts/how.html>

June 23-25: Vermont Quilt Festival (VQF) <http://www.vqf.org/>

2017-2018

Board and Committee openings

Board: Secretary

Committee Chairs: Chair 2018 Show, Publicity, Dec/June Program Coordinator, Librarian, 2018 Challenge quilt, 2018 Raffle quilt, 2018 Raffle quilt manager, 2018 Teacup auction, Hospitality at meetings, Info booth at meetings, Programs Intern to take over in spring



Many thanks to the many guild members who have graciously offered to continue their guild responsibilities into the next guild year.

Many thanks to those guild members who have generously given their talents and time and feel its time to relinquish their guild responsibilities.

Pat Hechmer, President

April 2017

March Meeting Minutes

President Pat Hechmer welcomed members and news update: One guest. New member: Nancy Ovitt, Westford, VT. Apology no speaker tonight. Approve November Minutes. Motion: Sara Page. 2nd Audrey Moore. All in favor. Remember to check newsletter for events. Meg Cox, speaker for April. Chosen time to open free of charge to guests. Community members are invited from LDS, Essex Alliance, United Church of Colchester. Guild members to invite a guest free of charge with quilter interest. Neighbor, granddaughter, grandson. To entice membership, the Board has come up with idea for student membership (age 14-25) \$20. This is to be voted on at the June meeting.. Seeking positions: (Secretary, Programs, Show Chair). Nominating Committee includes: P. Hechmer, L. Hoffelt and J. Brunet. Review the newsletter and consider openings. Contact Pat if you have any questions.

Tonight's Program: Program Co-Chairs: Michelle & Carol announced Alison Bolt cancelled due to illness. They informed members about the programs set for April, May and June and briefed members about the planned programs for 9/2017 – 6/2018. Openings available for workshop in May. If you have taken a class and have found a great instructor, call Michelle or Carol. In Spring 2018, Carol will be leaving the area. Please consider contacting the nominating committee for Intern position until she leaves.

Treasurer Report: Board will discuss the budget at April 11th meeting. By the April 4th general meeting, figures are needed for Adrian to add to the budget. Report in May newsletter. Budget vote during June meeting.

Community Quilts: Jane thanked membership who pieced and quilted all the community quilts. She read some "thank-you" excerpts. Announced for volunteers to take tops, batting, backing to complete.

Upcoming Workshop: Judy Siccama, Instructor scheduled for March 25th, 10am-3pm. Judy shared samples. Sign-up sheet being circulated. Judy will be in touch with participants. Bring own machine.

(Workshop has been cancelled/postponed.)

Spring Quilt Camp: Teela D. announced she has been running spring/fall quilt camp for several years. Stepping down given her involvement with VQF. Members applauded her efforts. Two members taking over camp administration: Lyn Hoffelt & Linda Lane. Teela to assist during Spring camp, and they will then take over Fall camp retreat. What is it? Weekend retreat at Camp Abenaki. Spring camp: May 4-9. Money due by April meeting. Marty to post on website. Open sew session. Bring your own machine, tables. Chef that comes in cooks during the retreat. Thursday-Sunday brunch. Great opportunity to sit and sew! Crafts Friday night. Show-n-tell Saturday night. Rustic cabins. No indoor plumbing in the cabins.

Raffle Quilt: Mary D. and Sue Rivers: Presented the large queen size Raffle Quilt to Members. Ruth Whitaker created quilt top. Karen Abrahamovich quilted. Yankee pride donated fabric. Raffle tickets on order. Will be available at April meeting. Quilt will be on display at Women's Expo March 25th. Blue Ribbon Pavilion at the Fair Grounds. Please attend, it's a lot of fun!

Continued on next page....

...Continuation of minutes

Rotating quilt show for Williston library. Please share your quilts small lap size with Marty for her to replace with quilts on display. Bring to April meeting.

Challenge Quilt: Connie M. announced she and Jeanette Harrison created challenge quilt idea this year. "From darkness into light". There are so many pathways you can take! Shifting from dark to light. Positive things grateful for! Ray of hope! Someone who inspired you! See newsletter for instructions. Voting at October guild meeting. Please join us!

Block of the Month: D. Hamill presented block challenges for 3 months with quilted samples. April is floating star, a fun block. Raffle = Quilts of Valor program. Consider making a 6X6 sample to community quilts. Completed quilts would be awesome. There will be a drawing, winner to receive something chocolate. Raffle for January: 30 blocks. Raffle Winner: Alice Marsh; February: 50=60 blocks. Raffle Winner: Elieen Saxson. March: 90+ blocks. Raffle Winner: Sarah Jocelyn. She made 50 and donated her winnings to the community quilt program.

Quilts of Valor: Joanne Guillemette brief group about their small group (7) that meets at Andre's quilt studio. Each has a job, sewing, design wall, ironing. Mission is to make quilts 55-65 in size. Color theme: Red, White and Blue. Andre works with Lynn Carrie who is the State rep for Quilts of Valor. Money collected in raffle pays for the batting. Batting furnished by the long arm quilter. National organization is out of Iowa. They decide who receives a quilt. State Rep occasionally comes to the

house. Some guard members have approached Andre for completed quilts for distribution. Currently working on a buildup of quilts, 15 finished and hanging. Several need to be quilted. Every weekend they get together they complete a top. Show-n-tell planned for April guild meeting. Anyone in the guild is welcome to join the group. Joanne sells raffle tickets – used to order fabric as well as batting. Donations are welcome. Raffle Winner: Paula Yandow.

At 8:16 p.m. motion to adjourn for Show and Tell. Meeting ended at 8:35 p.m.

Board Snippets

The March Board meeting was canceled due to weather.

Gale Weld, Secretary

Budget Discussion

The July 2017 to June 2018 Budget Discussion will be held at the April 11th Board Meeting.



Members wishing to participate in this discussion are encouraged to attend. The proposed budget will be printed in the May newsletter and presented at the May 2nd Guild Meeting for discussion. It will be voted on at the June 6th Guild Meeting for final approval.

Committees Members - Please email Adrian your budget requests by April 4th.

Adrian Garneau, Treasurer
adrian_garneau@yahoo.com



Quilts of Valor
Quilting to Honor & Comfort

<http://www.qovf.org/>

We are again resuming the *Quilts of Valor Raffle* after missing several months. Please help us by purchasing tickets or by donating items to put in our basket raffle. New or like new items are always accepted.

We have been very busy putting together quilts and we are hoping to do a small Show and Tell of some of the wonderful quilts we have put together in April.

Remember, in May we do the Fabric Basket Raffle. We will also accept 2 1/2" cut strips, 5" cut squares, and fat quarters. Lets go thru our stashes and cut nice quality fabrics for this wonderful fundraiser. We recently used some of the money raised to purchase more red, white, and blue fabrics for our tops and backs as we were running low. So remember all the proceeds we raise, goes to purchasing supplies we need to keep this program going. Thanks to all.

Joanne Guillemette and The Patriotic Spirits



Community Quilts


March 25th CQ workshop postponed/cancelled.
Look for the postponed CQ workshop to be rescheduled sometime in the future. Announcements will be made in advance of the rescheduled workshop in guild meetings and newsletters

Due to a generous donation, CQ will NOT be able to accept more polyester batting until further notice. We will continue to receive cotton batting as given.

Excerpt from Ronald McDonald House thank you note...." Many babies and children are cuddled due to your donations."

Excerpt from elderly heart patient's thank you note...
"Thank you for your gift of love."

The time, effort, and skill you use to complete CQ projects make a difference. Keep on sewing !
Jane Henley-Stone



Raffle Quilt 2017!

"Rhapsody in Blue"

Raffle tickets will be available starting at the April guild meeting; buy early and often! This beautiful queen-size quilt can be yours! See me at the meeting!

Sign-up for selling raffle tickets at the Champlain Valley Fair will start in May; be thinking about your end-of-summer schedule! *Sue Rivers*



Sunshine Corner

Barbara Carter is back at home and would love a card! Her address is 64 Rivermount Terrace, Burlington, 05408. She would like to thank everyone for all the cards and visits over the past several months.

Knowing that someone cares can really make a person's day. If you know of a member who could use a card, contact Sue Rivers.

Officers & Committees 2016-2017

Officers

President.....Pat Hechmer
Vice President..... Lyn Hoffelt
Secretary..... Gale Weld
Treasurer.....Adrian Garneau
Programs.....Carol Bloomhardt,
Michele Cummings
Past President.....Connie McDonald

Representatives

Green Mountain Guild...Mitzi Oakes,
Marty DelNevo
Quilts of Valor.....Andre Emmell

Committee Chairs

Bus Trips.....Jeannette Harrison
Community Quilts.....Jane
Henley-Stone, Rita Bortz,
Challenge Quilt..... Jeannette
Harrison , Connie McDonald
Historian.....Joanne Guillemette
Hospitality.....Sarah Page
Info Booth.....Claire Graham-Smith
Librarian.....Pam Farnsworth, Leah
Pastel
Membership.....Carla White
Newsletter.....Janet Brunet
Photographer.....Linda Lane

Publicity..... .Laura Clements
Quilt Show..... Marty DelNevo
Quilts of Valor Raffle..... Joanne
Guillemette, June Sweeney
Rack Rentals..Adrian Garneau, Linda
Lees
Raffle Blocks.....Donna Hamill
Raffle Quilt Manager 2017.....TBD
Spring/Fall Camp Retreat.....Linda
Lane & Lyn Hoffelt
Sunshine.....Sue Rivers
Teacup Auction.....TBD
Webmaster.....Marty DelNevo

Quilts for Display at Dorothy Alling Library in Williston

It's time to swap out the rotating quilt display at the library in Williston. If you have a wallhanging or throw you would be willing to loan for about 3 months, please bring it to the April meeting for me to pick up. Each quilt needs a sleeve and a hanging rod that extends out from both sides of the quilt. If you would like to sell your quilt, please include a price that I can attach. Thank you!
Marty DelNevo

CAMP *Camp Abnaki Update*

It's time for another amazing Quilt Camp! We always have a great time, the food is outstanding and you'll have an opportunity to get to know your fellow guild members better. And you get as much uninterrupted sewing time as you want, how cool is that? Come join us for food, fun, friends and lots of sewing time. You won't regret it.

Where : Camp Abnaki, North Hero, Vermont on the beautiful, peaceful shores of Lake Champlain

When : May 4- May 7

Hours: 8:00 am on Thursday the 4 th through 2:00 pm on Sunday the 7th

8:00 am on Friday the 5th through 2:00 pm on Sunday the 7th

You can give us your forms at the April meeting, or be sure to get them in the mail by April 5th to reserve your spot. Check out the link on our website for more information and to get your registration form. <http://www.cvqgvt.org/2017-spring-and-fall-camp-info.html>

Lyn Hoffelt & Linda Lane, Quilt Retreat Coordinators

Save the date

Fall Retreat Sept 28 thru Oct 1



Tips & Tricks

Stuff you use quilting that isn't originally for quilting from Quiltingboard.com

- ✧ Toothbrush is a great mini whisk to get rid of loose threads
- ✧ Pampered Chef scraper -- simplifies finger pressing!
- ✧ Sticky notes -- always ready for reminders of machine settings
- ✧ Toilet bowl brush for picking up threads off the carpet!
- ✧ Chinese chopstick as a stylus to keep fabric in place as it feeds through
- ✧ Dish drainer to store rulers
- ✧ Non skid shelf liner under foot peddle, keeps it in place
- ✧ A paint brush for sweeping off the cutting table
- ✧ An oven drip sheet as an applique press sheet
- ✧ Matchbox car garage for threads (I bought one a few years ago cheap at Walmart.)
- ✧ Batting scraps for brushing off the chalk markings
- ✧ Yoga mat on top of sewing table. It is a nice big piece of foam that can be cut to size and it cuts down the vibration from the sewing machines. (I may try this at quilt camp!)



Busy Bees

Sew-in Organizers Needed - Very Easy Job

If you would like to attend a sew-in, please consider hosting one. All you need to do is choose a date and place, post the information in the newsletter, and show up! We have several venue options and will be happy to help you reserve. Please contact Janet Brunet newsletter@cvqgvt.org

Programs & Workshop

May 2nd 2017: [Dominique Ehrmann](#) – “From technique to magic” plus trunk show.

May 3, 2017 Workshop with Dominique Ehrmann: “From the Idea to the Pattern”

This is a theoretical workshop - no finished project.

- How to start a project.
- Finished pattern of your artistic quilt and a list of the technics you could use to realize it.



Workshop Registration Form

Payment is required at time of sign-up. Sign up at the meeting or, after confirming availability.

Name _____

Check #s _____

Email address _____

Phone _____

_____ Wednesday May 3, Dominique Ehrmann - From the Idea to the Pattern

Location: United Church of Colchester, 900 Main Street Colchester, VT **Time:** 9:00 am – 3:30pm


\$45 for members / \$50 for non – members, Mail check and form for Dominique’s workshops to
Carol Bloomhardt
1381 Silver St.
Hinesburg, VT 05461

Workshop Cancellation Policy: A refund will be given only if a) the paid student cancels one month or more before the workshop or b) the slot this person has paid for can be filled from the waiting list or c) the workshop is canceled.



Cute story told by a quilt shop worker

The lady that comes into the store and buys alot of fat quarters, many in the same color. The clerk shares that it is less expensive to buy it off the bolt. The lady said that she knew that, but, she had her husband convinced that they were free samples!!!!!!!



April Raffle Block

(Consider making extra in red, white & blue for Quilts of Valor)

BLOCK - FLOATING STAR

SIZE - 10" (10 1/2" unfinished)

FABRIC CHOICE - two contrasting fabrics


CUTTING -

1. Background- 8 4" squares
2. Star - 1 4" square (center)
8 3" squares (star points)



SEWING - use a 2 mm stitch length and a 1/4" seam allowance

1. Draw a diagonal line on the wrong side of the 3" star squares
2. Place a 3" square on a 4" background square right sides together aligning the edges; stitch on the diagonal drawn line (*tip-use an open toe foot to better follow the line*); trim the seam to 1/4"; press towards the star fabric; repeat 3 more times
3. Place a 3" square on the adjacent corner, align edges, stitch on the drawn diagonal line; trim the seam to 1/4"; press towards star fabric; repeat 3 more times to make 4 star point blocks
4. Layout the squares as a 9 patch
Sew the squares into rows
Press ROWS 1 & 3 towards background
Press ROW 2 towards center square
5. Sew the rows together
Press towards the center square



6. Square up the block to measure 10 1/2" x 10 1/2"

PROJECT IDEAS- table runner = 8 blocks lap size= 30 blocks

Donna Hamill vthamill@gmail.com or 899-1995

2016-2017 Programs-at-a-Glance

April..... [Meg Cox](#)
May..... [Dominique Ehrmann](#)
June..... Teacup Auction & Pot Luck Supper

Remember to Bring !!!

Name tag
April raffle blocks
Quilts of Valor donations (fabric, basket items)
Show & Tell

