

# Champlain Valley Quilt Guild



Essex Junction, VT

WWW.CVQGV.T.ORG

November 2017

## Meeting Location

Essex Alliance Church, 37  
Old Stage Rd, Essex

## Meeting Agenda:

6:30 Hospitality  
7:00 Welcome, important  
announcements  
7:15 Program  
8.30 Business  
9:00 Meeting ends

## Board Meeting Nov. 14

6:00 pm at Instrumart,  
35 Green Mountain Dr  
South Burlington.

## Newsletter Deadline

November 15, Submit to  
Janet Brunet  
newsletter@cvqgv.org

## Inside This Issue

President's Message.....	1
Upcoming Events.....	2
Info Booth.....	2
Round Robin Quilt .....	2
Quilt Show Kickoff.....	2
Community Quilts.....	2
Secretary's Desk.....	3
October Meeting Minutes.....	3
Board Meeting Snippets.....	3
Programs & Workshops.....	4
Workshop Form.....	4
Officers & Committees.....	4
Quilt Camp - Why Go?.....	5
Raffle Quilt.....	5
Spotlight on our Members.....	5
November Raffle Block.....	6
Programs-at-a-Glance.....	7

## President's Message

Hello Friends,

Boy, did I enjoy the challenge quilts at the October meeting. Black and white playing against each other, sunbeams, Northern Lights and rainbows; they were beautiful. I've had fun with concepts, but need serious help in execution. I made a pumpkin raffle block... several times. My patches are consistently a 1/4" short. I thinned down my scant 1/4" and practiced at ironing my seams flat, but I apparently need to cut my pieces larger. I made my third one at the Abnaki Quilt Retreat, where I was coached to also shorten my stitch. It came out nicely... then I forgot to bring it to Guild. I just realized, I'm sitting in front of my design wall with twelve patches from a 2014 raffle block. No, I didn't win them. I forgot to bring in the two I made, so I made ten more, and now I almost have a complete top! I came here to quilt, but apparently not very quickly.



I'm grateful members stepped up to organize our December program. I'm beginning to see how rotation of service positions from member to member is vital to avoid wearing out those volunteering. Please consider stepping into some service that you already mastered, or take the challenge and do something you've always thought you wouldn't. Better yet, get a partner or a group to take that challenge. The first 2018 Quilt Show meeting is coming up in November. There are lots of pieces with which everyone can help. See you in November for Fibonacci numbers with Judith Kessler Smith.

Yours in service, Lyn Hoffelt , CVQG President

## November 7 Program - Judith Kessler Smith - In Perfect Harmony

Using Fibonacci numbers in Quilt making For hundreds of years, western-world artists have used the Greek classic of beauty, the Golden Mean, in designing their works. The proportion has been arithmetically codified into the Fibonacci number series. Weavers use the numbers to calculate the number of threads in warp and weft; quilt-makers use the proportions for redesigning traditional patchwork blocks as well as a springboard for original designs. Judy's quilts will inspire you to try Fibonacci numbers in your fiber art!





## Upcoming Events

Please support our area quilt guilds by attending their shows!

**Nov. 16-Jan. 6:** *Fiber, Watercolor, Ink*, featuring Anne Standish, at the Emile Gruppe Gallery, Jericho, VT.

**May 3-6:** 2018: Spring Retreat



It is time for me to step down as the photographer for the guild. If you are interested in taking on this fun position, please come talk to me at the next meeting. You would need to have your own camera. A cell phone works perfectly. I would be happy to help get pictures posted to Facebook.

Linda Lane

## Info Booth

Stop at our Info Booth to submit or receive news about quilty/fiber arts events! Material will be posted when current. Info could be cards of flyers or web links.



- ❖ Shows, exhibits and festivals
- ❖ Shops machine dealers and repair
- ❖ Classes and workshops
- ❖ Retreats- plain or fancy
- ❖ Related businesses- longer quilters, Seamstress and alterations
- ❖ Other (local) quilt guild's info
- ❖ Open Studios and studio sales

Info Booth also serves the name tag raffle. If you have small quilty items to pass along for future prizes, bring them too. Drop off at Info Booth or contact Claire at [802-922-2595](tel:802-922-2595) [Claire@burlingtontelecom.net](mailto:Claire@burlingtontelecom.net)

November 2017



## Round Robin Quilt ~ Update!

Nineteen people signed up to participate in the Round Robin at the October meeting. I will continue to take names through the November meeting. This is a month sooner than previously planned. By doing this, I can have the groups chosen (randomly by draw) for the December meeting and have the lists of each group of five. The complete details of how this works is in the October newsletter. Questions or to sign up call me..

Ruth Whitaker 985-2950



## Quilt Show Kickoff

2018 CVQG Quilt Show Committee kick off meeting

The organizing begins! Our first meeting will be held on Tuesday, Nov 28, 6 pm at Yankee Pride Quilt Shop, Essex.

Many of you have expressed interest in participating in the organizing of our main biannual fund-raising and educational event. The show will be in October 2018, and I encourage new members or members who have not joined in in the past to come to this meeting with fresh ideas. I am counting on many hands to make lighter work to create the best show ever. Please join us.

Anne Standish, Quilt Show Chair



## Community Quilts

...A **reminder** that there will be a workshop on Oct. 28th from 10:00 - 2:00 at the Essex United Methodist Church on Rt. 15. All are welcome!. A Jelly Roll Race will begin at 10:45. Materials will be provided or you can bring your own Jelly Roll. Skill Building Demonstrations will follow. Please bring Finger Food to share at lunchtime. For more info or questions, contact Janet Jaffee at 878-2344 or [janetejaffee@gmail.com](mailto:janetejaffee@gmail.com). Come for all or part of the day!

...**Please Help!** There will be quilt tops, with backing and batting on the backs of the pews at the next meeting. If you are able to take one home to finish and return, it would be very much appreciated. Thank you

...**Thank you** for continuing to bring embellishments for Fidget Quilts. We are always looking for items like large buttons, lace, zippers (12" or shorter), beads, men's ties etc. Please think of us when you are cleaning out your sewing/craft items. They will be put to good use!

Rita Bortz & Tammy Hall, Co-chairs



## October Meeting Minutes

Date: 10/3/17, 7:00 pm, Essex Alliance Church  
President Lyn Hoffelt welcomed everyone.

Rita Bortz made a plea for members who have long arm machines to please consider taking some of the larger quilt tops that community quilts has to be quilted. They have a number of larger tops that are ready for quilting.

...**Program:** Program Co-Chair Michele Cummings introduced the evening's speaker - Gretchen Gibbons – and announced that there was still space in her workshop on Wednesday to make a wool applique wall hanging. Gretchen then took us through the years on her quilting journey with a fabulous trunk show featuring quilts made primarily by herself and some of her relatives.

...**Round Robin** was explained by Ruth Whittaker. This will start in January and go through May, with a final show and tell expected for the June meeting. A sign-up sheet was left at the info booth. There will be five people in a group.

...**Challenge Quilts:** Connie McDonald announced that the challenge quilts were ready for voting. Winners to be announced after the break. The quilts will be on display at various venues for the year. After a short break the meeting was called back to order by the President.

...**Business Meeting:** Lyn Hoffelt asked if there was any discussion on the minutes from the last meeting. There were none and Brooke Conger made a motion to approve the minutes as written. This was seconded by Rachel Arnold. The motion passed unanimously.

...**Two new members** were asked to stand up.

...**Nov. Program:** Michele Cummings announced that the Nov. 7 program by Judith Kessler Smith will be about using Fibonacci numbers in quilt making.

...**Community Quilts:** Janet Jaffe announced that the first community quilts sew-in of the year will be held on October 28th from 10 – 2 at the Essex United Methodist Church. There will be a jelly roll race and skill building demos (anyone can quilt straight lines; binding tips and quilting ABC's). The jelly roll race will start at 10:45 so be sure to arrive early if you want to participate, to have time to set up and be ready to race. Jelly rolls will be provided, you just need your machine and neutral thread and a full bobbin. There will be a finger food potluck for lunch.

...**Green Mountain Guild** meeting, Oct. 21: Marty DelNevo said this is the combined NH and VT guilds. It will be at the Old Labor Hall in Barre from 10 to 3. Carpooling available with Marty or Linda Lane. All

attendees will be given a 1 year discount coupon for Joann's fabrics courtesy of the manager of the Berlin store. Attendees will also be given a discount coupon for A Quilter's Garden in Montpelier good for the day of the meeting.

...**Library:** Lyn Hoffelt asked for volunteers to bring home boxes from the library and return in Dec.

...**Name tag raffle** was presented by Claire Graham-Smith and won by Rosemary Clark.

...**QOV raffle** was presented by Joanne Guillemette and won by Caroline Edwards. Jo explained that proceeds from the raffle help to buy supplies to make Quilts of Valor to be donated to veterans.

...**BOM** was explained by Donna Hamill. There were enough for two prizes, which were won by Wendy Thompson and Sandy Hardy. Next month's block was shown and explained.

...**Dec. Meeting:** volunteers requested by Lyn Hoffelt to organize the December meeting. If no one volunteers we will have a business meeting only. Janet Jaffe, Marty DelNevo, and Claire Graham-Smith agreed to help.

...**Quilt shows this weekend:** Lyn Hoffelt announced one in Middlebury (Milk and Honey Guild and one in Morrisville (Common Threads Guild).

...**Oct. 2018 Quilt Show:** Anne Standish, chair, asked for volunteers and announced that the first show meeting will be in December.

...**Challenge Quilt Winners** announced by Connie McDonald. The theme was "Darkness into Light". There were 12 entries. Tied for 3<sup>rd</sup> place: Andre Emmel, Lyn Hoffelt, Sue McGuire. Second Place: Hope Johnson. First Place: Carla White

...**Motion to end the meeting** made by Brooke Conger and seconded by Marty DelNevo. The motion was passed and Show and Tell followed.

*Linda Lane*

## Board Meeting Snippets

...**Board wishes** all members to know that they are invited to the board meetings on the Tuesday evening following the Guild Meeting at 6pm. They are held at Instrumart at 35 Green Mountain Dr in South Burlington.

...**December mtg** will be hosted by Marty DelNevo, Claire Graham-Smith and Janet Jaffe. Thank you.

...**Consider assisting** the Guild as a photographer.

...**Show chairperson**, Anne Standish, is seeking a marketing person to help with the show. The first show planning meeting will be held at Yankee Pride on Tuesday, November 28, at 6pm.

*Barbara Harrison, Secretary*



## Programs & Workshops

### November 8<sup>th</sup> Workshop - IN PERFECT HARMONY: Regriding 9 patch blocks using Fibonacci numbers

The goal: to excite you about redesigning traditional quilt blocks using Fibonacci numbers as the basis of the grid and to sew and rearrange your designed blocks into a small quilt top.

Process: Draw and redesign traditional 3x3 square blocks using graph paper and glued arrangements of color and then construct a small four or nine-block quilt top using one of your designs.

### Workshop Form

Wednesday, November 8, Judith Kessler Smith Workshop: In Perfect Harmony **Fee:** \$45 for members / \$50 for non – members

**Location:** United Church of Colchester, 900 Main Street Colchester, VT 05446 **Time:** 9:00 am – 3:30pm

Name \_\_\_\_\_

Check # \_\_\_\_\_

Email address \_\_\_\_\_

Phone \_\_\_\_\_

Payment is required at time of sign-up. **Make workshop checks payable to CVQG.** Sign up at the meeting or, after confirming availability.

Mail check and form for Judith's Nov. workshop to:

Carol Bloomhardt

1381 Silver St.

Hinesburg, VT 05461

**Workshop Cancellation Policy:** A refund will be given only if a) the paid student cancels one month or more before the workshop or b) the slot this person has paid for can be filled from the waiting list or c) the workshop is canceled.

Carol Bloomhardt & Michele Cummings, Programs Co-chairs

## Officers & Committees 2017-2018

### Officers

President.....Lyn Hoffelt

Vice President..... Linda Lane

Secretary.....Barbara Harrison

Treasurer.....Adrian Garneau

Programs.....Carol Bloomhardt,

Michele Cummings (Caroline

Juneau will replace Michele in

January)

Past President.....Pat Hechmer

### Representatives

Green Mountain Guild..... Marty

DelNevo

Quilts of Valor.....Andre Emmell

### Committee Chairs

Community Quilts.....Rita Bortz,

Tammy Hall

Challenge Quilt 2017 .....Jeannette

Harrison , Connie McDonald

Challenge Quilt 2018....Sue McGuire

Dec. Program.....Janet Jaffee,

Claire Graham Smith

June Program Coordinator.....TBD

Historian.....Joanne Guillemette

Info Booth.....Claire Graham-Smith

Librarian.....Pam Farnsworth

Membership.....Carla White

Nominating(3)..... TBD

Newsletter.....Janet Brunet

Photographer.....Linda Lane

Publicity.....Laura Clements(2017),

TBD(2018)

Quilt Show 2018.....Anne Standish

Quilts of Valor Raffle.....Joanne

Guillemette, TBD

Rack Rentals..Adrian Garneau (key

keeper), Linda Lees

(coordinator)

Raffle Blocks.....Donna Hamill

Raffle Quilt Construct. 2018..... MAQ

(Mountain Art Quilters)

Raffle Quilt Manager 2018...by event

Spring/Fall Camp Retreat.....Linda

Lane, Lyn Hoffelt

Sunshine.....Sue Rivers

Teacup Auction.....TBD

Webmaster.....Marty DelNevo

## CAMP *Quilt Camp - Why Go?*

An Adult Sleepover!

There is something to be said for stepping out of the routine and responsibilities of life and taking time to just be. That's what quilt camp is for me. I've been retired for seven years now and can quilt virtually any time I want. But being surrounded by others busily creating their own bliss is wonderful. Once people are set up and going, taking a stroll around the room and seeing what people are up to is a great way to learn. It's at quilt camp where Donna taught me how to do simple hand appliqué and Joanne taught me what all the feet that come with a sewing machine do. I especially like about 10:30 in the evening where we inevitably devolve into laughing at something silly and inconsequential, whether it be forgotten underwear or redwing blackbirds. If you had sleepovers as a child you know what I mean. I hope

that you bring a friend with you to camp. And, if you weren't with us this fall, consider going to camp this spring. It's a great way to get to know the women you see just once a month at guild, to spend time with them in an informal setting, to create new memories.

*Sarah Page*



### *Raffle Quilt*

at Shelburne Harvest Festival

Thanks to Caroline Juneau, Linda Lane, and Connie McDonald who brought the raffle quilt to the Shelburne Harvest Festival in September! They collected \$125.00, bringing our total sales to \$2,007.00. This amount includes sales at the October meeting, and also tickets and money turned in by Ruth Whitaker from sales outside the guild. Remember, the winner will be drawn at the December meeting, so be sure you have your name in!

*Sue Rivers* for the 2017 Raffle Quilt Committee



### *Spotlight on our Members*

In October, 2014, at our guild quilt show, I met Michelle Marvig, then Creative Director for Quilter's Companion Magazine, who was traveling on a quilt tour of New England with a busload of Aussie tourists. Michelle was very impressed with the guild's quilts. I had a special exhibit of my bee quilts at the show, and she was happy to see quilts that promoted the "humble bee". She mentioned then that she would like to feature the quilts in an upcoming issue. I didn't pursue the idea and in January 2017, she was now the editor of the magazine and interviewed me for a feature article, that appeared in the 2017 July/August issue, No. 86. The article includes eight bee quilts and a photo, included here, of Michelle and me at the guild show posing in front of The Hive in Winter and The Hive in Summer. **-Hope Johnson**



**Anne Standish's** work is featured In the Nov/Dec 2017 issue of Machine Quilting Unlimited in an article titled "Stitching Winter Scenes", written by the editor, Kit Robinson. The article discusses the techniques of several quilters from around the country.


Anne is a featured artist at "Fiber, Watercolor, Ink" exhibit at the Emile A. Gruppe Gallery in Jericho, VT from November 16 through January 6. Gallery is open Thursday - Sunday from 10am to 3pm or by appointment.

Anne would love to have you join her at the artist reception on Sunday, November 19, from 1-4pm.

22 Barber Farm Road, Jericho, VT [www.emilegruppe.com](http://www.emilegruppe.com)

What talent we have in our guild! When you or another guild member makes the news, please let me know .

Janet Brunet [newsletter@cvqgv.org](mailto:newsletter@cvqgv.org)



## November Raffle Block

**BLOCK-** Flying Geese (It is November, the geese are flying south)

*\*Using the quick pieced flying geese method that makes 4 blocks at a time.*

*\*\*Feel free to use your own favorite method to make flying geese.*

**SIZE-** individual block 3" x 6" finished & 3 1/2" x 6 1/2" unfinished  
4 block unit 6" x 12" finished & 6 1/2" x 12 1/2" unfinished




**FABRIC CHOICE-** Bright, Bold and Crisp with high contrast (it is stick season, days are shorter and the sky is dull, we need something bright to cheer us up!)

### CUTTING-


1. "Goose" (large triangle)- 1 7 1/4" square
2. Background (small triangles)- 4 3 7/8" squares

Mark a diagonal line on the wrong side of each small square, corner to corner with a fine line (a sharp pencil works well)



**SEWING-** please use a 2mm stitch length and a 1/4" seam allowance to sew blocks

1. With the Goose square right side up, place 2 small squares on top diagonally right sides together with the side edges even. Stitch along each side of the marked line with **SLIGHTLY LESS** than a 1/4" seam allowance. Cut apart on the line. Press seams towards the small triangles.



2. Place a small square on each of the step 1 units matching up the side edges. Stitch on each side of the drawn line using the **SLIGHTLY LESS** than 1/4" seam allowance. Press toward the small triangles.



3. Trim the block to 3 1/2" x 6 1/2" cutting off the tails. A 6 1/2" square ruler makes this step easy. Center with the 3 1/4" line at the point on the block to trim.

4. Place two blocks right sides together so the triangle stitching is on top. Stitch together with a 1/4" seam allowance stitching through the top of the visible stitches for a perfect point. Repeat two more times for a 4 block unit. Press so the triangles are flat on the wrong side.



Donna Hamill [vthamill@gmail.com](mailto:vthamill@gmail.com) or 802-899-1995

## Programs-at-a-Glance

November 2017 - [Judith Kessler Smith](#)  
December 2017 - Holiday Party  
January 2018 – VQF -Behind the Scenes - The  
Week Before the Show  
February 2018 - Laura Poirier  
March 2018 – Demo Night  
April 2018 – [Carla Klop](#) – Owner of Kits by Carla  
May 2018 – [Alison Bolt](#), Confessions of a Type A  
Quilter

## Remember to Bring !!!

Items for fidget quilts  
Items for raffle prizes  
Name tag  
Library books for return  
Membership dues  
Show & Tell

