


Champlain Valley Quilt Guild



October 2018

Upcoming Programs

October Speaker: Andrew Sas

Waterwheel House Quilt Shop
Londonderry VT

Whether you are looking for your first machine or thinking about upgrading – or everything in between! – Andrew will speak about what he has learned from servicing hundreds of sewing machines and their owners. He will share some really valuable insights on how features change as the price goes up, which features are use-



ful for different types of sewing, mechanical vs. computerized, and other things to consider regardless of which brand you might consider purchasing.

From the CVQG President

Hello everyone and welcome to the **Most Wonderful Time of the Year!** At least in my book. I love fall; the cooler weather, the beautiful colors and the best holiday of them all — Halloween! I love everything about Halloween. The costumes, the smell of apples and cinnamon, the scary (and not so scary) stories and of course the candy. What is better than curling up on the couch with a warm quilt and some hot apple cider and enjoying a favorite Halloween movie? Mine is “Hocus Pocus”, I just love Bette Midler!

I hope everyone has finished their Challenge Quilts and are ready to show them off. I am also happy to hear that we have a good number of quilts for the show. I have actually entered both my challenge and my round robin quilts this year. This is a first for me and it feels kind of good, and only a little scary. If you haven't already signed up to volunteer at the show, please

Continued on Page 2

2018-2019 Programs at a Glance

October	Andrew Sas lecture “Your next machine....”
November	Shannon Brinkley Presentation and Workshop “Scrappy Appliqué”
December	It’s a party!
January	Hands-on activity - TBD
February	TBD
March	Mini Class Rotation
April	Bonnie Turner Presentation and Workshop
May	Kathie Alyce Presentation and Workshop
June	Teacup Auction

From the CVQG President, cont.

do talk to Caroline and get your name in — we need everyone’s help to pull off a really great show.

We are going to need a minute-taker for the October meeting, as the illustrious Barbara Harrison will not be available. Please let me know if you would like to help out by taking on this task for just this one meeting.

Also at this month’s meeting we will make time to discuss the idea of changing our meeting schedule next year. Please bring your ideas and be ready to share.

See you all at the meeting!

Linda Lane – aka da Prez!

Inside This Issue

Oct Program, Andrew Sas.	1
2018-19 Programs at a Glance . . .	1
President’s Message	1-2
Nov Program, Shannon Brinkley .	2
Membership News	2
Quilt Show News	3
Sept Guild Meeting Minutes. . .	4-5
Sept Board Meeting Snips	4
Officers & Committees	5
2018 Raffle Quilt.	6
Library.	7
Spring Quilt Retreat	7
Upcoming Events	8
3! Blocks of the Month . . . inserts	
Holy Family Church Map. . . inserts	

Upcoming Programs, cont.

November Speaker: Shannon Brinkley

November 6, 2018, 7:00pm

Shannon Brinkley is an educator turned quilt blogger. Her Scrapy Appliqué is guaranteed to be a fun, inspirational program.

During the engaging and interactive program, Shannon will share about herself and what led her to develop her techniques and write Scrapy Bits Appliqué. She will take everyone through the whole process (nitty-gritty details will be saved for the workshop) and provide a lot of ideas and inspiration for how these techniques can be used.

The lecture includes a trunk show you won’t want to miss.



November Workshop: Scrapy Appliqué

Shannon Brinkley

Wednesday, November 7, 2018

9:00 am - 3:30pm

United Church of Colchester

900 Main Street

Colchester, VT 05446

\$45 guild members

\$50 non-members

Membership News

Thank you to all who have paid their membership dues! I would like to remind everyone else that it is time to renew your CVQG membership. The annual dues are still \$35 for the coming 2018-2019 year.

It would be greatly appreciated if you could pay before or at the October meeting, so I can produce a new membership list for the November meeting.

Please see the CVQG website for the membership form under FORMS. My address is at the bottom of the form. If you have any questions please feel free to give me a call at 802-862-8171.


Thanks! Carla

2018 Quilt Show

Silent Auction and Basket Raffle

Donations Needed for October Quilt Show

Looking for a way to make a meaningful contribution to the guild's fundraising efforts? Donations are being accepted for both the Silent Auction and Basket Raffle at our upcoming quilt show on Oct. 19-21 at the Champlain



Live Music at the Thursday Reception

The five members of Full Circle play music that's lively and tuneful, choosing from their extensive repertoire of Celtic, folk, medieval and Renaissance music. The group's instruments include harp, hammered dulcimer, five sizes of recorders, tin whistles, guitar, various kinds of percussion, and voices.

Expo. Here are some ways you can help:

1. Donate a complete basketful of items that are either quilting-related OR have universal appeal. Use your imagination! Some examples might be a basket filled with local food products, wine or spirits, toiletries, and plants. Or a simple, single gift certificate to local fabric shops, a personal care service (e.g. a facial or massage), a restaurant, or for tickets to a local entertainment venue.
2. Join with friends to donate a complete raffle basket, as explained above.
3. Short on time? Consider making a cash contribution of \$10 or greater and let our committee members purchase a Basket Raffle item on your behalf. Please make checks payable to CVQG and either bring to



the October 2nd guild meeting OR contact Janet Jaffe to make alternate arrangements. (802-878-2344, janetEjaffe@gmail.com)

4. If you are unsure of the suitability of an item or items for donation OR if you are willing to donate something you believe will generate significant revenue beyond the scope of a Basket Raffle, please contact Joann Frymire.

Drop-off for all donations can be dropped off from 3pm Monday, October 15, until noon Wednesday, October 17, at the State Building, Champlain Valley Expo. Or by special arrangement with:

Joann Frymire
jafrymire@comcast.net
802 879-3199



Guild Meeting Minutes

September 4, 2018

Holy Family Parish Hall

Essex Junction, VT

Meeting called to order at 7:07pm
by President Linda Lane.

Program Co-Chair Caroline Juneau introduced guest speaker, David Taylor. David spoke of his journey to quilting with the Methodist Church Quilters of Steamboat Springs, CO. With a slide show, he encouraged us to follow our passions when choosing our subjects and to make our quilts “tell a story.” David offered tips on presenting our quilts for judging and described the differences in judging criteria at the major quilt shows.

After a break, the business meeting was called to order.

A Celebration basket will be a part of each meeting. Any member may offer a thank you or special acknowledgment by leaving a note in the basket. Tonight a Sue Rivers was celebrated for her coordination of the raffle quilt tickets this summer, including ten days of fair volunteers.

Green Mountain Quilt Guild holds its fall meeting on Sat Oct 27 at 10am at Old Labor Hall in Barre. Linda will be going and will share a ride.

Show news: Show Chair, Anne Standish, reports that all plans are progressing well. Volunteer opportunities remain to help set up and help during the show. Food contributions for the reception will be needed. There will be live music from Full Circle during the recep-

tion. The proceeds of tomorrow’s quilt show preparation workshop will go toward the payment for the group. Contact Caroline Juneau to register for the mini workshop at Yankee Pride from 10am to noon. Fee \$5.

Janet Jaffe reports that some special Silent Auction prizes will be exclusive for the members and guests at the reception. Raffle baskets should be delivered to the show on the same schedule as the quilts. Raffle baskets should be themed and in a container. If you have one or two new items that you wish to contribute, you may contact Linda Lane, who will help to organize a basket.

Carol Bloomhardt reports that 104 quilts are registered. Registrations are open for a few more days. She encourages youth entries.

Jo Guillemette reports that Quilts of Valor will provide individual squares to sponsor for remembrances of family or friends who were in the service. She also needs volunteers for demonstrations at the show. Contact her if you have a 30-45 minute demo to share. Sewing machine and supplies will be available. Tonight’s Quilt of Valor raffle winner was Paula Yandow.

Sue Rivers reports sale of \$1262 worth of tickets at this year’s fair.

Continued on Page 5

Board Meeting Snips

September 11, 2018

1. CD funds to move to the Money Market account until after the show expenses are paid. Discussion of reinvesting will resume at November’s Board Meeting.
2. Since no volunteer was found, 802 Bookkeeping will review the financials for \$55/hour (approx. 2-hour project) and will be paid from the Board’s discretionary fund. The review is required by CVQG bylaws.
3. Volunteer to Coordinate next year’s Raffle Quilt is needed.
4. We have 84 paid members to date.
5. 74 people attended the September Guild meeting.

Picture Yourself Here Volunteering!



Guild Meeting Minutes, cont.

Library: Without a volunteer Coordinator by next meeting, the books will be sold at the show.

A show of hands indicated interest in another Round Robin. Ruth Whitaker will coordinate this at October's meeting.

Lyn Hoffelt reported that a Spring Quilt retreat has been planned for April 24-27, 2019 at Middlebury Inn for \$414! This event includes double+ occupancy and all meals. Only 20 places available and money must be paid by Jan 31, 2019. Available to members exclusively until Dec 1, then opened to others.

Five Corners Craft Fair will be Nov 10, 2018 from 9-3. A 6ft table is \$35. Linda Lane has contact information.

Betsy Knox reports four blocks for Block of the Month. Will repeat this block for next month.

Sue McGuire reminds all that the Challenge quilts are due for the October meeting.

Treasurer Chris Wrobel request a volunteer to check our past year's financials for a simple audit.

New Business: Discussion of changing monthly meetings by adding August and canceling January will occur at the next two meetings. Voting will be in November.

Motion to adjourn by J. Jaffe, seconded by B. Conger at 9:23pm. Unanimously approved.

Show and Tell followed.

*Respectfully submitted by
Barbara Harrison, Secretary*

Officers

President Linda Lane
Vice President . . . Anne Standish
Secretary Barbara Harrison
Treasurer Chris Wrobel
Programs Caroline Juneau
and Barbara Newman
Past President Lyn Hoffelt

Representatives

Green Mountain Quilters Guild
. Linda Lane
Quilts of Valor Andre Emmell

Committee Chairs

Community Quilts . . . Rita Bortz
Challenge Quilt . . . Sue McGuire
Challenge Quilt 2019 Open
Historian Joanne Guillemette
Information Booth Open
Librarian Open
Membership Carla White
Nominating (3) TBD
Newsletter Lyn Hoffelt
Photographer Marty DelNevo
Publicity Open
Quilt Show 2018 . . . Anne Standish
Quilt Show 2020 Open
Quilts of Valor Raffle
. Joanne Guillemette
Rack Rentals
. Adrian Garneau (key keeper)
. Linda Lees (coordinator)
Raffle Blocks Betsy Knox
and Diane Telford
Raffle Quilt Constuction 2019
. Open
Raffle Quilt Manager 2019
. Open
Spring/Fall Camp Retreat
. Linda Lane and Lyn Hoffelt
Webmaster Marty DelNevo

Fair Success!


“The Best 10 Days of Summer” — that’s the slogan for the Champlain Valley Exposition for the past several years. And it was a great 10 days for our 2018 raffle quilt! Our guild is very fortunate to have a space in the Home Crafts building (aka Blue Ribbon Pavilion) plus more than 40 free passes (\$17 value) for our volunteers to enter the fairgrounds and sell raffle tickets. I really appreciate all the volunteers (**names?**) giving their time and selling **over 1400 tickets!** We made **\$1,262 this year**, mostly one ticket at a time. Monday evening was a little slow until a very nice person bought eight books of tickets at 7:30 p.m. That brought up the day’s take nicely!



Special thanks to Caroline Juneau who organized the online sign up and picked up the money several evenings; **Jeannette Harrison** and her husband, **Mike**, who took turns meeting me at Yankee Pride with the money box in the morn-

ings. This really helped me avoid too many trips back and forth; and **Marty DelNevo** who sent out several emails to the membership calling for volunteers, plus two turns selling tickets, and getting two new volunteers to help!

Sue Rivers,
Raffle Quilt at the Fair



2018 Raffle Quilt Blue Rose

Get your ticket packs.

Only 2 months left to sell!

Raffle quilt popular at Shelburne Farms Harvest Festival!

Thanks to Caroline Juneau for taking our raffle quilt to Shelburne Farms on September 15. About \$178 more was raised, and nearly 200 tickets sold!

Sue Rivers



Library Job Description

1. Make books accessible to members.
2. Recently we have used an “adopt-a-crate” system, where most books were available at meeting.
3. In the past, the librarian(s) have used other methods including bringing a selection of books that might be associated with the speaker’s topic, or of a topic of interest. They announced the categories available at the upcoming meeting in the newsletter.
4. Maintain the quality of the collection, by discarding or selling older or infrequently borrowed books and by acquiring new books.
5. Keep the collection updated on the guild website.



**Join us on
Facebook**

CVQG - Champlain Valley
Quilt Guild of Vermont
and
CVQG Community Page
(closed group for sharing
with our quilting friends)



2019 Spring Retreat

CVQG 2019 Spring Quilt Retreat • Registration Form

When: **April 24 to 27, 2019** 10am Wednesday to 11am Saturday
Where: **Middlebury Inn**, 14 Court Square, Middlebury, VT 05753
Cost: **\$414 per person**, double/triple rooms and meals included
Deadline: **January 31, 2019**. Must have 20 people all paid or the retreat will be cancelled Feb 1st.

Name _____

Telephone _____

Email _____

Emergency Contact _____

Special Dietary Needs _____

Roommate Preference _____

If you are unable to attend after you register, a replacement will be taken from the waiting list. If there is no waiting list, you will be responsible for finding a replacement. No refunds will be given after 1/31/19 if there is no replacement. If you have questions please contact Linda Lane at 802-238-8372 or email cvqg.quilt.camp@gmail.com.

CUT OUT
AND MAIL

Mail form and check to Linda Lane
242 Church Hill Road, Charlotte, VT 05445

Make out checks to CVQGV.T.

Must be received by January 31, 2019

Upcoming Events

Guild Meeting Oct 2

Holy Family Parish Center
36 Lincoln Street
Essex Junction, VT 05452

6:30 Hospitality

7:00 Welcome, announcements

7:15 Program, Andrew Sas

8:30 Business

8:50 Show and Tell

9:00 Meeting ends

Board Meeting Oct 9

Yankee Pride Quilt Shop
9 Main Street

Essex Junction, VT 05452

5:55 pm (before the shop closes)

Quilt Show Mtg Sept 10

Yankee Pride Quilt Shop

9 Main Street

Essex Junction, VT 05452

5:55 pm (before the shop closes)

CVQG Quilt Show

October 19 to 21, 2018

Coming Full Circle

Champlain Valley Fair Grounds

Newsletter Deadline


October 15th

Submit to Lyn Hoffelt at

newsletter@cvqgvt.org

Champlain Valley Quilt Guild of VT

www.cvqgvt.org



September: Crazy Quilt Block



How big shall I make my unfinished block?

Block size $9 \frac{1}{2}$ " square

What kind of fabrics should I use?

Cotton or cotton blends. The fabrics can be plain or read as plain, or be prints as long as the colors are right.

What colors should I use?

Black and any colors that you would find in apple.

How many fabrics should I use in my square?

As many as there are people in any configuration of your family. There can be any number of pieces, but limit the number of fabrics

Embellishments: Using **black** or **gold** thread and the stitches on your machine, or by hand, cover the 'seams'. By limiting to the two colors we are hoping to create a more "unified" crazy quilt. Other embellishments can include: more embroidery within blocks, applique by hand or machine, ribbons, lace, etc. Use the stitches on your machine or hand embroider.

Construction: Cut a backing fabric slightly larger than $9 \frac{1}{2}$ ". Place your fabrics on the backing and stitch together. Embellish using fun stitches that you have never tried on your machine. Trim block to $9 \frac{1}{2}$ inch square.

http://www.antiquequilt dating.com/1887_Crazy_Blocks_al_dente.html

Autumn Leaves



Unfinished size is 6 ½ ". Finished size of squares when sewn together is 6 inches square

Instructions for one square:

Cut one strip of fabric 1 and one strip of fabric 3: 2 1/2 " x 6 ½ "

Cut one strip of fabric 1 and one strip of fabric 3: 1 ½" x 5". Sew together and cut in half

Cut one square of fabric 2: 2 ½" x 2 ½".

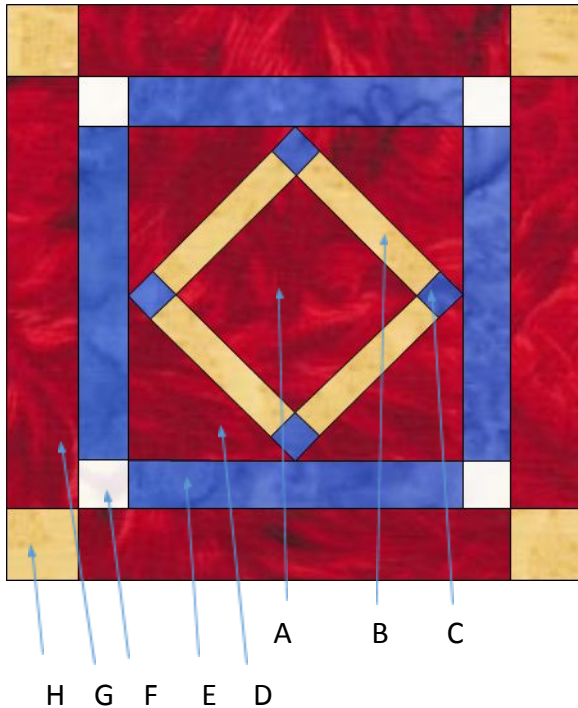
Sew together as shown.

If you cut fabrics across the width you can make 6 squares very quickly.



Amish Diamond in Red, White, Blue, & Gold

November, 2018 Veteran's Day



This block has a few pieces but the sewing is all straight and easy. It is made with 4 fabrics: red, white, blue, and gold

You can arrange those 4 colors any way you like.

We will be giving these blocks to the Quilts of Value folks for their quilts so be generous with you time and talent.

Unfinished size is $12 \frac{1}{2}$ ". Finished size of squares is 12 inches

Instructions for one square following the letters and arrows:

- Cut 1 center (A) square is $3 \frac{1}{4}$ " on each side
- Cut 4 (B) borders to the (A) square are $3 \frac{1}{4}$ " x $1 \frac{1}{4}$ "
- Cut 4 (C) cornerstone squares each $1 \frac{1}{4}$ " square
- Cut 2 (D) squares $3 \frac{7}{8}$ " on a side and cut in half diagonally for the corner triangles
- Cut 4 (E) border rectangles $6 \frac{1}{2}$ " x $1 \frac{3}{4}$ "
- Cut 4 (F) cornerstone squares each $1 \frac{3}{4}$ " on a side
- Cut 4 (G) strips 9 " x $2 \frac{1}{4}$ "
- Cut 4 (H) rectangles $2 \frac{1}{4}$ " on a side

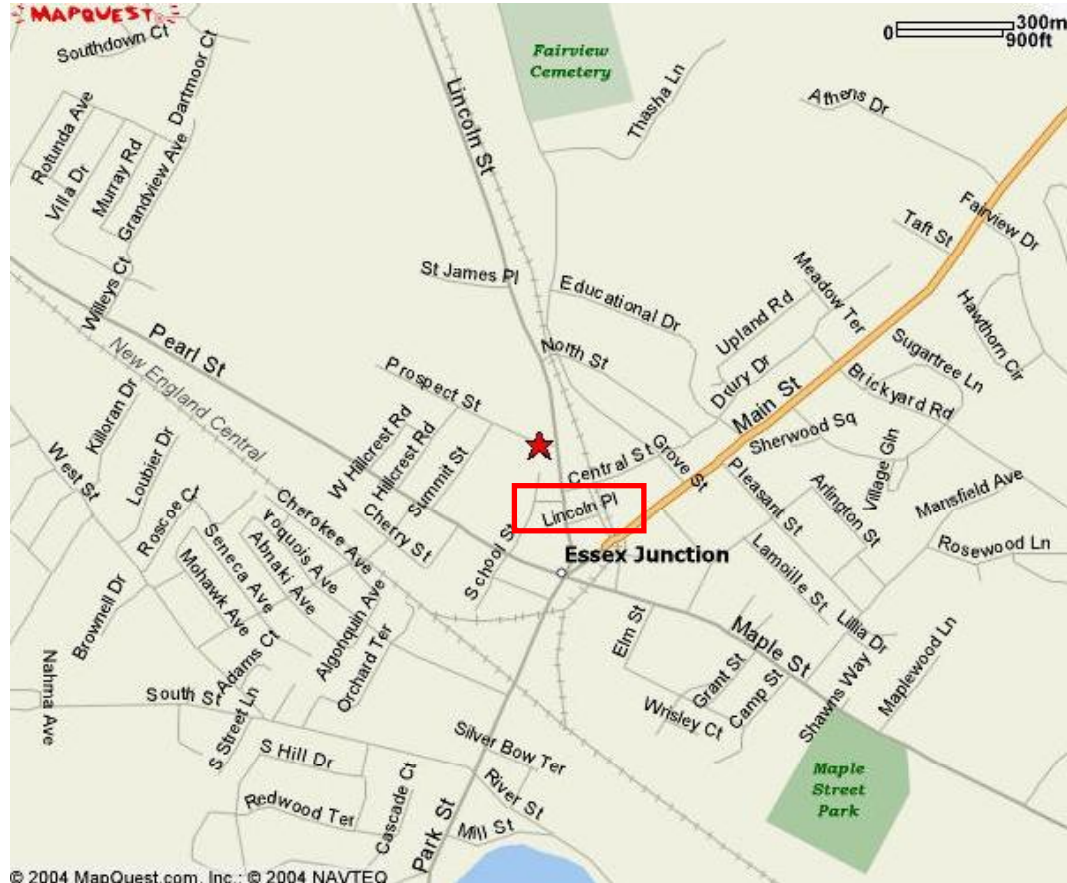
Directions to Holy Family Church

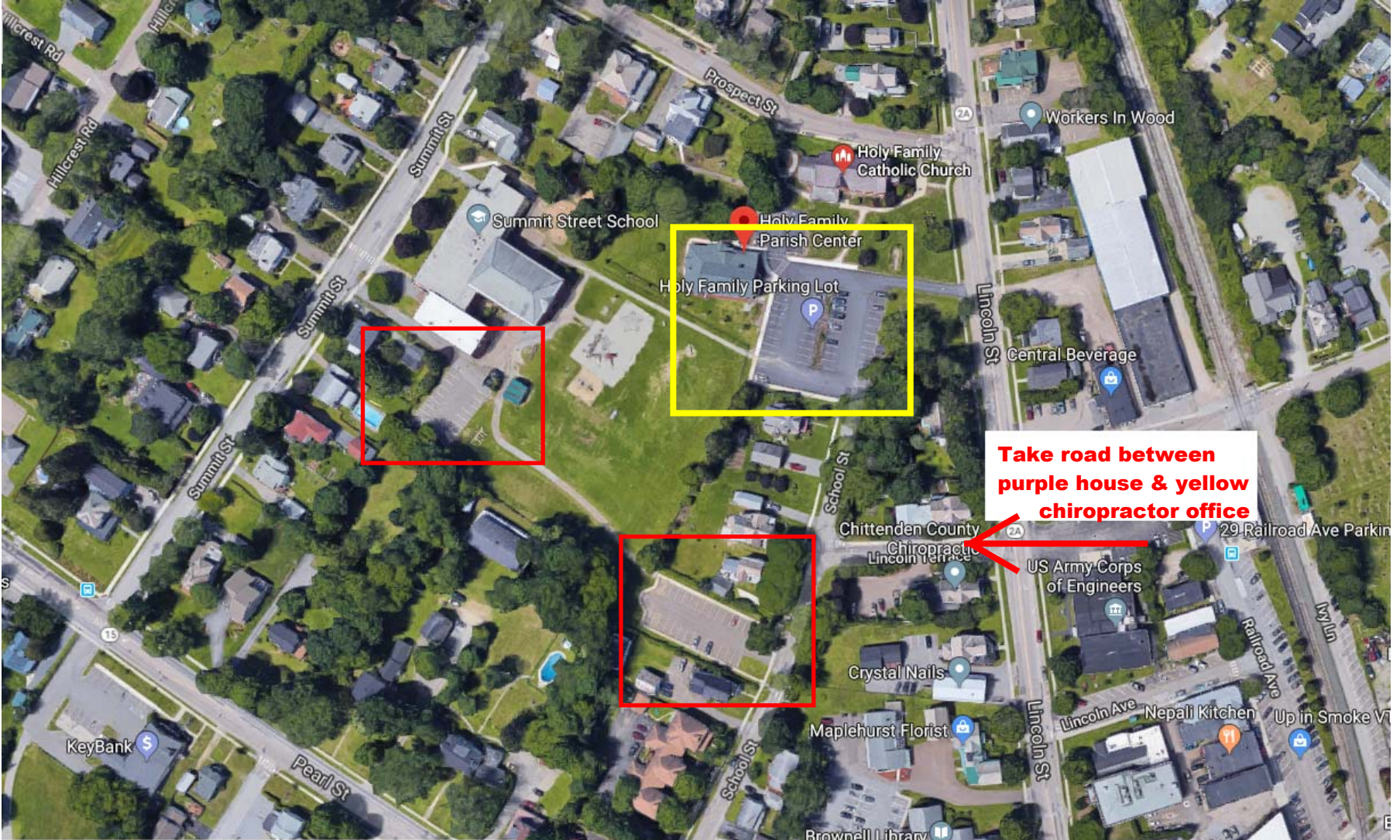
June 5 Meeting Location

From Five Corners: 36 Lincoln St., Essex Junction, VT 05452

Turn on to Lincoln St. (RTE 2A North). Drive .5 miles and Holy Family Church will be on the left on the hill.

Turn onto Lincoln
Terrace between
the purple house
and the yellow
chiropractic building
and take a right at
end of road to get
to parking lot





Take road between purple house & yellow chiropractor office

5 corners

Meeting is at the Holy Family Parish Hall. It is located near 5 Corners in Essex Jct. I have put a yellow box around the main parking lot. The red boxes are 2 alternate lots we can use, or you can park in spaces on Summit, Prospect or Lincoln Street.

From 5 corners, take 2A (or Lincoln St.) towards Colchester and turn onto Lincoln Terrace, between the Purple House and the yellow Chiropractic building. Take a right at the end of that road to get to Parish Hall parking lot. You can also take a left and use parking lot on school street. It is a very short walk. You cannot access the parking lot from 2A, that is an exit only.