

Champlain Valley Quilt Guild



Essex Junction, VT

WWW.CVQGV.T.ORG

October 2017

Meeting Location

Essex Alliance Church, 37
Old Stage Rd, Essex

Meeting Agenda: Oct. 3

6:30 Hospitality
7:00 Welcome, important
announcements
7:15 Program
8.30 Business
9:00 Meeting ends

Newsletter Deadline

October 15, Submit to Janet
Brunet newsletter@cvqgv.org

Inside This Issue

President's Snippets.....	1
October 3 Program - Gretchen Gibbons	1
Upcoming Events.....	2
Round Robin Quilt	2
Challenge Quilt 2017	2
Secretary's Desk.....	3
September Meeting Minutes.	3
Board Meeting Snippets.....	3
Community Quilt Workshop.	4
Programs & Workshops.....	4
Workshop Form.....	5
Quilts of Valor.....	5
October Raffle Block.....	6
Raffle Quilt at the Fair.....	7
Raffle Prize Items.....	7
Officers & Committees.....	7
Programs-at-a-Glance.....	8

President's Snippets

Champlain Valley Quilt Guild Seasonal Help!!!! One-Night Only.

Immediate opening for **2017 Holiday Party**. Successful candidate(s) must have sense of humor and thrive on having fun. Experience in eating, drinking and laughing a plus. We promote a positive work environment where many hands make light work.

Temporary/part-time position for an individual (or team) who will coordinate: setup, paper goods, drinks, potluck and cleanup. Location, tables, chairs, kitchen, and food provided. No experience necessary. Mentoring available.

December 5th, 2017 at Essex Alliance Church.

If this is you -- and you're ready to **save the December Guild meeting** - please email or call Lyn Hoffelt - cvqgv.president@gmail.com - 802-999-8340

October 3 Program - Gretchen Gibbons – “My Quilt Journey”

Lately Gretchen's interest has been combining wool and cotton in a new, fresh but traditional folksy sort of way. Embellishing the quilt with embroidery and beads has added to this new look. Nature is another theme that runs throughout Gretchen's quilts and her life. The beauty of our natural surroundings has always brought her happiness and peace.

Gretchen's first book, "Pennies from Heaven", was published by Martingale in 2010. Her second book, "My Enchanted Garden", was released in February, 2014. Both books were on Martingale's "Best Seller" list of books on appliqué. These books demonstrate her love of appliqué designs that combine cotton, wool and nature.

Some of her other interests are watercolor art, folk art, history, cooking, gardening, and flower arranging. When she's not designing for her pattern company, teaching a class, quilting, or indulging in her other interests, Gretchen loves visiting with all her children, their spouses and her grandchildren and continuously celebrating life!





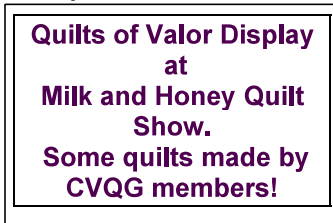
Upcoming Events

Please support our area quilt guilds by attending their shows!

Sept. 28 - Oct 1: [CVQG Fall Quilt Retreat](#), North Hero

Sept. 30 - Oct 1: [Champlain Valley NY Quilt Show](#), Plattsburgh

Oct. 7-8: [Milk and Honey Quilt Show](#), Middlebury



Oct. 12: Making Faces Workshop, Lebanon, NH (see page 4)

Oct. 21: [Green Mountain Guild Fall Meeting](#)

8:30 - 2

Old Labor Hall

Granite St., Barre, VT

Carpool? Contact Linda Lane

Oct. 27-29: [Borderline Quilters' Quilt Camp](#), Alexandria Bay, NY

May 3-6: 2018: Spring Retreat



Thank you to all who have paid their membership dues! I would like to remind

everyone else that it is time to renew your CVQG membership. The annual dues are still \$35 for the coming 2017- 2018 year. It would be greatly appreciated if you could pay by the October meeting, so I can produce a new membership list for the November meeting. Please see the CVQG website for the membership forms under FORMS. If you have any questions please feel free to give me a call at 802-862-8171. Thanks!
October 2017

Carla White



Round Robin Quilt ~ A New Challenge!

Each group will have 5 members who will be determined by drawing names randomly. One person in each group will be designated "queen bee" who will oversee the circulating of the bags.

Each participant begins by making a 12 ½" x 12 ½" block (12" finished) and placing it in a bag with some other fabrics they would like to have in the quilt.

Each month, January through May, the bags will rotate and another border will be added. Other fabrics can be added as long as they are compatible with the original block and fabrics.

In May 2018, the bag will return to the originator who will add a final border and finish. We will have a "reveal" at the June meeting and hopefully a display at the quilt show in October.

Those interested in participating may sign up at the October, November or December meeting, or by contacting me at 985-2950.

Ruth Whitaker

Challenge Quilt 2017 ~ From Darkness to Light!

Our challenge quilts are to be displayed at the October Guild meeting when members will vote for their favorite.

The challenge is inspired by Dr. Martin Luther King, Jr.'s quote, "Darkness cannot drive out darkness; only light can do that".

Please make sure to attach a 3" x 5" index card to the bottom right corner with a brief description of your quilt on one side and your name and telephone and/or email address on the other side.

Also bring a 1/2 inch wooden dowel 2" longer than the length of the sleeve. Put your name on the wooden dowel.

The challenge quilts will be displayed at 3 different exhibit venues.

For rules and other information check our 2017 Challenge Quilt link at our cvqgvt.org website.

We are looking forward to have many of our members participate in this quilt challenge.

Connie McDonald & Jeannette Harrison



September Meeting Minutes

Date: 9/5/17 Location: Alliance Church, Essex, VT, 7:00pm

President Lyn Hoffelt welcomed approximately 70 members and guests. 5 new members/guests.

...**Program** chairperson Michele Cummings introduced the evening's speakers Trista Dufresne, Rachel Arnold and Claire Graham-Smith from the Vermont Modern Quilt Guild and their topic: What is Modern? Though quilters needn't abandon traditional quilting to embrace modern quilting, the ladies explained that some differences can be seen in use of solid color, negative space, dense quilting, and perspective. Modern quilting members challenged themselves by making two small quilts, one a traditional pattern and the second their modern interpretation of that same pattern. Larger quilts were also displayed and a lively Q and A followed. After 15 minute break, the meeting was called by President Lyn Hoffelt at 8:12pm.

...**Officers** were introduced. Program committee: Caroline Juneau will replace Michele Cummings (who is moving) in November.

...The October and November meetings have a **workshop** on Wednesday morning after the Tuesday night guild meeting. The workshops are \$45 and registration should be made in advance.

...**Community Quilts:** Rita Bortz announced that Tammy Hall is joining the committee as co-chair.

...**Community quilting workshop** announced by Janet Jaffee to be held 10/28 from 10am-2pm at a location to be determined. The workshop may include a jellyroll contest, some skill demos as well as the assembly of quilts and handwork. All are welcome.

...**Challenge Quilts:** Jeannette Harrison and Connie McDonald remind everyone that the challenge quilts will be judged at the next meeting. The quilts will be transported from the meeting to The Shelburne Library for 2 months, then the Charlotte Senior Center for 2 months and the Essex Junction Senior Center for 2 months. They will also be displayed at the CVQG Show in October 2018.

...**Library:** Pam Farnsworth seeks members to take a crate of books (packed lightly and some in crates with wheels) home until next meeting.

...**Raffle Quilt:** Sue Rivers reports 1565 tickets worth \$1284 sold at the fair. Caroline Juneau will be at the Shelburne Harvest Festival on 9/16 to sell tickets. The quilt has received many compliments; we thank Ruth Whitaker for her design and workmanship.

...**Quilt Retreat:** Linda Lane reminds us that Camp Abnaki will host us 9/28-10/1. Food is great.

...**Linda Lane** also reminds us that she will collect fat quarters, chocolate, small gift items for prizes for the name tag, Quilts of Valor and quilt block raffles.

...**Green Mountain Guild** will hold a meeting 10/21 in Barre. The meeting usually has demonstrations and lasts until early afternoon. Bring lunch and notify Linda Lane if you would like to carpool.

...**Raffle winners:** Quilts of Valor (money is collected to help defray postage expenses, batting, etc for our quilts given to service men and women): Carol Bloomhardt...Name Tag (no money collected, just wear a name tag and enter your name): Eileen Saxon

...**Quilt Block Raffle**(no money, just bring quilt block as described in previous newsletter. One entry per block): Brook Conger, Sue McGuire, Audrey Moore, Eileen Saxon

...**Membership:** Carla White reminds us that annual dues (\$35) is due NOW.

...**Motion to close** the meeting by Connie McDonald and seconded by Audrey Moore. All agreed. Meeting closed at 8:48pm. Show and Tell followed.

Board Meeting Snippets

...**General Meetings** from now through May 2018 will be at Essex Alliance Church. In June we will go to Holy Family Church in Essex for our annual potluck.

...**Sew-in workshop** 10/28 from 10am to 2pm will be held at Essex United Methodist Church on Rt 15. All are welcome. Bring finger food to share at lunchtime.

...**Round Robin Quilt Challenge** from Jan through May 2018. Contact Ruth Whitaker

Barbara Harrison, Secretary



Community Quilt Workshop

BEGINNERS WELCOME*SAVE THE DATE*BEGINNERS WELCOME*SAVE THE DATE

Jelly Roll Race + Skill Building Demonstrations

Saturday, October 28, 10am-2pm
Essex United Methodist Church
Rt. 15, Essex Center (Located near Price Chopper)
(Easy Access, Easy Parking, 1st Floor Meeting Room)

Join us as we quilt for a cause. No matter your skill level, you can help bring comfort in the form of a quilt to a community member in need. We gather with friends for a day of sewing, fun, learning, laughter and good food! Come for all or part of the day. Machines are very useful but not required. Do bring one if you'd like to participate in the Jelly Roll Race.

Jelly Roll Race to Benefit Community Quilts

Begins promptly at 10:45. Jelly rolls will be available for contestants. Please arrive early to set up and bring a spool *and* wound bobbin of thread of a neutral color. Feel free to bring your own jelly rolls with thread. Never seen a Jelly Roll Race? Watch this 3½ minute video: https://www.youtube.com/watch?v=EomX7t7to_o

Special Skill Building Demos

Anyone Can Quilt Simple Straight Lines on Your Home Machine
Best Binding Tricks
Quilting ABC's – Tips for Beginners

Pot Luck Luncheon: Bring a favorite sweet or savory offering of finger food to share.

????? Please contact Janet Jaffe at 878-2344 or janetejaffe@gmail.com ?????

Invitation from Northern Lights Quilt Guild

Melissa Averinos will be speaking at our guild on Wednesday 10/11 at 6:30 PM. She will be putting on her "Making Faces" workshop the following day at the Lutheran Church in Enfield, NH. We have openings at the workshop and the cost is \$55.00. Folks could join us at the Wednesday night presentation for free as a guest (We meet at the Methodist Church, 18 School St., Lebanon, NH 03766). Information on Melissa can be found at <http://www.melissaaverinos.com>. Please have them contact Sue Crate at Postmastermom@gmail.com or cell 802-299-1586. Thank you for your consideration and happy quilting!

Programs & Workshops

October 4th 2017 - Gretchen Gibbons Workshop "Purdy, Purdy" Wall hanging

(Finished size 14 ½" x 16 ½")

Early registration is recommended to allow Gretchen time to create the kits for the work shop.

The center block background in "Purdy, Purdy" is all wool, the appliques are wool and the border is cotton. A female and male cardinal adorns the embroidered branches along with berries, leaves and beads. This is a beginner level class.

Kit cost \$21 includes pattern, the wool for the project and the embroidery thread. (the border, backing and binding fabric are not included).



November 2017 - Judith Kessler Smith

November 7th Presentation - IN PERFECT HARMONY: Using Fibonacci numbers in Quilt making

For hundreds of years, western-world artists have used the Greek classic of beauty, the Golden Mean, in designing their works. The proportion has been arithmetically codified into the Fibonacci number series. Weavers use the numbers to calculate the number of threads in warp and weft; quiltmakers use the proportions for redesigning traditional patchwork blocks as well as a springboard for original designs. Judy's quilts will inspire you to try Fibonacci numbers in your fiber art!

November 8th Workshop - IN PERFECT HARMONY: Regriding 9 patch blocks using Fibonacci numbers

The goal: to excite you about redesigning traditional quilt blocks using Fibonacci numbers as the basis of the grid and to sew and rearrange your designed blocks into a small quilt top.



Process: Draw and redesign traditional 3x3 square blocks using graph paper and glued arrangements of color and then construct a small four or nine-block quilt top using one of your designs.

Workshop Form

Wednesday, October 4: Gretchen Gibbons "Purdy , Purdy" **Fee:** \$45 for members / \$50 for non – members . Additional Kit fee Check (\$21) Payable to Gretchen Gibbons

Wednesday, November 8, Judith Kessler Smith Workshop: In Perfect Harmony **Fee:** \$45 for members / \$50 for non – members

Location: United Church of Colchester, 900 Main Street Colchester, VT 05446 **Time:** 9:00 am – 3:30pm

Name _____

Check # _____

Email address _____

Phone _____

Payment is required at time of sign-up. **Make workshop checks payable to CVQG.** Sign up at the meeting or, after confirming availability.

Mail check and form for Gretchen's Oct. Workshop:
Michele Cummings
130 Hinesburg Hollow Road
Huntington, VT 05462

Mail check and form for Judith's Nov. workshop to:
Carol Bloomhardt
1381 Silver St.
Hinesburg, VT 05461

Workshop Cancellation Policy: A refund will be given only if a) the paid student cancels one month or more before the workshop or b) the slot this person has paid for can be filled from the waiting list or c) the workshop is canceled.

Carol Bloomhardt & Michele Cummings, Programs Co-chairs



Quilts of Valor

Joanne will be in the lobby each month selling raffle tickets for Quilts of Valor. The money raised goes to purchasing batting and fabric. I am always looking for items to put in my raffle basket, so any items that you would like to donate are very appreciated.

Joanne Guillemette



October Raffle Block

BLOCK- PUMPKIN (your choice to make a pumpkin with or without a leaf)
The description will break the block into 2 sections, pumpkin & stem.

SIZE- 9" finished (9 1/2" unfinished)

FABRIC CHOICES-

PUMPKIN-any orange, orange/yellow, orange/red fabric

STEM- brown or green (whatever makes you 'think' pumpkin)




LEAF (if you choose to make one)- green

BACKGROUND- cream or similar light value solid, semi-solid, batik, mottle or print that looks like a solid

CUTTING-

1. Pumpkin- 6 2" x 8" different orange rectangles
 4 2" x 2" squares of background(draw a diagonal on the wrong side of all corner to corner)
2. Stem- 1 2" x 2" square green or brown
 2 2" x 4 1/4" rectangles of background
 Stem with leaf- 1 2" x 2" square green for stem
 1 2" x 4 1/4" rectangle green for leaf
 1 2" x 4 1/4" rectangle background
 2 2" x 2" squares background(draw a diagonal line on the wrong side of both corner to corner)

SEWING- *please use a shorter 2 mm stitch length and 1/4" seam allowance*

1. Pumpkin- arrange your orange rectangles in an order that pleases you
 - a. Place the two end orange rectangles right side up; place a 2" background square wrong side up on each short end with the diagonal lines going from the upper and lower inside to the outside opposite directions as in the picture. 
 - b. Stitch on the diagonal lines, fold on the diagonal line to check the square matches up with the edges of the orange rectangle, trim seam to 1/4" and press towards the orange
 - c. Stitch all six orange rectangles together along their long side
2. Stem no leaf-
 - a. Stitch a background rectangle on either side of the stem square, press towards the stem
 - b. Sew the stem unit to the pumpkin, press towards pumpkin
 *sew with the pumpkin on top to be sure the seams stay in the proper directions
3. Stem with leaf
 - a. Sew a background rectangle to one side of the stem
 - b. Place the leaf rectangle right side up, place the 2 background squares on each end with the diagonal lines going in the same direction, sew on the diagonal lines, fold on the diagonal lines to check that the edges of the square matches up with the green leaf, trim seam allowance to 1/4". Press the leaf and stem towards the background 
 - c. Pin the stem unit to the pumpkin making sure the leaf and pumpkin triangles nest together(the triangle seams should nest together since the backgrounds were pressed in opposite directions);press the leaf unit towards the pumpkin 

*sew with the leaf unit on top so you can see the V of seam line for the leaf and that the diagonal seams nest between the leaf and pumpkin

Donna Hamill vthamill@gmail.com or 802-899-1995

Raffle Quilt at the Fair



We had a successful 10-day run selling raffle tickets at the Champlain Valley Fair this year. The weather was fine for most of those days, except the final Sunday when the skies opened up...at least the dust settled! We sold 1,565 tickets and collected \$1,365.00. This is 39% of our sales goal of \$3,500.00. Also, other ticket sales totaling \$350 to members and at other venues means our total sales so far are at \$1,715.00, 49% of the goal. Thanks to all who volunteered at the fair: Karey Young, Cyndy Hall, Hope Johnson, Barbara Harrison (twice), Nancy Ovitt and her daughter and granddaughter who covered 3 shifts, Linda Lane, Lyn Hoffelt, Betty Packer, Marty DelNevo, Kirsten Shain, Jeannette Harrison, Caroline Juneau (3 shifts), Eileen Saxon, Linda Lees, Colette Kaiser, Pat Hechmer, Janet Brunet, Pam Farnsworth, Jane Harrocks, who also brought a

friend to cover a second shift, Carroll Albertson, Brooke Conger, Joyce Dawson, Libby Dwinell, Patricia Ganson, Rita Bortz, Caroline Edmunds, and Cathy Howell. Thanks to Jeannette Harrison and Eileen Saxon who helped truck the money back and forth, and especially to Maude Leblanc and the fairgrounds folks who made it all possible. Now, let's get the rest of our tickets sold and raise the rest of that \$3,500.00! I'll have tickets available at the next three guild meetings.

Sue Rivers

PS: next year's fair dates are: August 24 – September 2, 2018

Raffle Prize Items



Do you have some quilting items you would like to donate to a worthy cause? We are looking for items to make into raffle prizes. These will be used for the name tag raffle, the Quilts of Valor raffle and any other raffle that asks me for items. Fat quarters, patterns and other new (or like new) items accepted. Of course, we will also accept donations of candy, especially chocolate (I promise not to eat it all). Please donate only items that you would want to receive as a prize. I will have a basket at every meeting - near the info booth. Thanks in advance for your generosity. Linda Lane - VP

Officers & Committees 2017-2018

Officers

President.....Lyn Hoffelt
 Vice President..... Linda Lane
 Secretary.....Barbara Harrison
 Treasurer.....Adrian Garneau
 Programs.....Carol Bloomhardt,
 Michele Cummings (Caroline
 Juneau will replace Michele in
 January)
 Past President.....Pat Hechmer

Representatives

Green Mountain Guild..... Marty
 DelNevo
 Quilts of Valor.....Andre Emmell

Committee Chairs

Community Quilts.....Rita Bortz,
 Tammy Hall
 Challenge Quilt 2017Jeannette
 Harrison, Connie McDonald
 Challenge Quilt 2018....Sue McGuire
 Dec/June Program Coor.....TBD
 Historian.....Joanne Guillemette
 Info Booth.....Claire Graham-Smith
 Librarian.....Pam Farnsworth
 Membership.....Carla White
 Nominating(3)..... TBD
 Newsletter.....Janet Brunet
 Photographer.....Linda Lane
 Publicity.....Laura Clements(2017),

TBD(2018)

Quilt Show 2018.....Anne Standish
 Quilts of Valor Raffle.....Joanne
 Guillemette, TBD
 Rack Rentals..Adrian Garneau (key
 keeper), Linda Lees
 (coordinator)
 Raffle Blocks.....Donna Hamill
 Raffle Quilt Constuct. 2018..... MAQ
 (Mountain Art Quilters)
 Raffle Quilt Manager 2018...by event
 Spring/Fall Camp Retreat.....Linda
 Lane, Lyn Hoffelt
 Sunshine.....Sue Rivers
 Teacup Auction.....TBD
 Webmaster.....Marty DelNevo

Programs-at-a-Glance

October 2017 - [Gretchen Gibbons](#)
November 2017 - [Judith Kessler Smith](#)
December 2017 - Holiday Party
January 2018 – Behind the Scenes at VQF
February 2018 - TBD
March 2018 – Demo Night
April 2018 – [Carla Klop](#) – Owner of Kits by Carla
May 2018 – [Alison Bolt](#), Confessions of a Type A Quilter

Remember to Bring !!!

Items for fidget quilts
Items for raffle prizes
Name tag
Library books for return
Membership dues
Show & Tell

