

Champlain Valley Quilt Guild



Essex Junction, VT

WWW.CVQGV.T.ORG

February 2018

Meeting Location

Essex Alliance Church, 37
Old Stage Rd, Essex

Meeting Agenda: Feb. 6

- 6:30 Hospitality
- 7:00 Welcome, important
announcements
- 7:15 Program
- 8.30 Business
- 9:00 Meeting end

Board Meeting: Feb. 13

6:00 pm at Instrumart,
35 Green Mountain Dr
South Burlington.

Quilt Show Meeting: Feb. 20


5:57 pm at Yankee Pride

Newsletter Deadline

February 15, Submit to Janet
Brunet
newsletter@cvqgv.org

Inside This Issue

February 6 Program.....	1
Upcoming Events.....	2
January Meeting Minutes.....	2
Sew-in.....	2
Community Quilts.....	3
Quilt Show.....	3
Officers & Committees.....	3
Programs & Workshops.....	4
Raffle Block of the Month.....	5-6
Programs-at-a-Glance.....	7



February 6 Program

Laura Poirier: Visual Clues in Design

Formerly with Renaissance School in Shelburne, Laura Poirier is currently the Art Teacher for Mater Christi School in Burlington. Her presentation, "Visual Cues in Design", will hopefully provide some insight into the various methods artists employ to guide a viewer's eye through a piece of artwork. Whether working in fiber or paint, the principles of design that work together to create a virtual road map through a quilt or painting remain the same across the different mediums, allowing us, as craftspeople, to essentially exert a fair amount of control as to how our artwork is seen and enjoyed.

There will be a hands-on design workshop following the presentation on creating a focal point using paper.

Laura Poirier began her professional art career as a Graphic Designer working for a design firm in Norwalk, CT after graduating with honors from Central Connecticut State University, with a Bachelor of Science degree in Graphic Design Management. After moving home to Vermont, marrying, and starting a family, Mrs. Poirier decided to leave the world of print media to focus on becoming a licensed Art Teacher for Elementary and Middle School students. Her passion for teaching visual arts has allowed her share her artistic talent, unique project designs, and a life-long appreciation for the subject with hundreds of Vermont school children over the past two decades. Formerly with Renaissance School in Shelburne, Laura is currently the Art Teacher for Mater Christi School in Burlington. In her free time, Laura is a landscape painter, working primarily in oils, and is a member of The Vermont Art Teachers Association, the National Art Teachers Association, and Burlington City Arts. When not involved with artistic pursuits, Laura enjoys traveling, reading, kayaking, and spending time with her family.

Carol Bloomhardt & Caroline Juneau, Programs Co-chairs



Upcoming Events

Jan. 1- 31: Carla White will be exhibiting 14 quilts in the Shelburne Town Offices (the old elementary school) on the 1st floor)

Feb 1-5: [Vermont Quilt Festival](#) contest submissions

Apr. 7-8: [Franklin County Quilt Guild](#) show

Apr. 23: [Quilters Connection auction](#), Waltham, MA

May 3-6: CVQG Spring Retreat

Oct. 19-21: CVQG Quilt Show

Raffle Block of the Month

Please remember to bring the Old Glory blocks that were due at the January meeting.



It's not too late to support our Quilts of Valor project! If 100 members bring 2 blocks, we will have enough for 5-6 quilts

There will be a prize for the person who brings the most!



January Meeting Minutes

The January general guild meeting was canceled due to weather.

Tidbits from CVQG Board Mtg 1/9/18

- ❖ 2017 Raffle Quilt met 75% of its budgeted goal.
- ❖ Volunteer opportunities available:
 - ✓ 2018 Raffle Quilt Coordinator/s
 - ✓ Treasurer needed for next fiscal year, beginning July 2018
 - ✓ 2018 Quilt Show Basket Raffle Coordinator/s
 - ✓ 2018 Quilt Show Craft Table Coordinator/s
 - ✓ Nominating Committee members (needed ASAP)

Barbara Harrison, Secretary



Sew-In

Thursday, February 15 , noon - 4 pm

Trinity Episcopal Church, Route 7, Shelburne Village

Looking for an opportunity to finish a UFO, get some quilting advice, or just get out of the house? Grab a project and come join us for a casual guild sew-in. We'll provide irons and boards.

We'd like to know you're coming, but last minute participants are welcome.

Contacts: Sue Rivers (863-5042) and Pat Hechmer (878-3725)

Before the sew-in, Hope Johnson has invited us to stop by for an open studio visit (including tea and treats) at Studio 3, Vermont Quilt Bee, at Roadhouse Studios, [207 Webster Road, Shelburne](#), from 11:00-12:00.

BTW....If weather forces us to reschedule, we'll meet one week later, same time, same place.





Community Quilts

Rita and Adam Bortz will be attending the dedication ceremony as a family becomes new owners of a Habitat for Humanity home on Elmwood Avenue to present the family with new quilts. A quilt was also requested and delivered to be hung in the new Memory Care at Allen Brook as well as 15 Fidget Quilts.

Your continued support- donated fabric, quilt tops, machine quilting and binding of these quilts as well as items for fidget quilts - is so appreciated! Our Guild has a nice reputation for being generous in our community, thanks to all of you!
Rita Bortz & Tammy Hall



Quilt Show

Dates: October 19-21, 2018

Theme: *Coming Full Circle*. This theme can be interpreted in so many ways: seasonal, the life cycle, spiritual, recycling policy, political...

The quilt show planning is off and running, and we have a great crew. We are thinking about hiring two judges, instead of one, working on additional lighting, and bringing back the judges' luncheon. The raffle quilt is completed, and will be shown off at the February meeting.

Most of the big committee jobs have been filled.

We are looking for new guild members to help out with the craft table and basket raffle for the show. These are fairly straightforward jobs, and there are seasoned people in the guild who can provide excellent mentoring. I would love to see some new faces at our next quilt show meeting, Tuesday, Feb 20, 5:57 pm, at Yankee Pride. You would be joining a fun and efficient crew! Please contact me if you have questions, or if you can help out to create a fabulous show.

Anne Standish, Quilt Show Chair

Officers & Committees 2017-2018

Officers

President.....Lyn Hoffelt
Vice President..... Linda Lane
Secretary.....Barbara Harrison
Treasurer.....Adrian Garneau
Programs.....Carol Bloomhardt,
Caroline Juneau
Past President.....Pat Hechmer

Representatives

Green Mountain Guild..... Marty
DelNevo
Quilts of Valor.....Andre Emmell

Committee Chairs

Community Quilts.....Rita Bortz,
Tammy Hall
Challenge Quilt 2017Jeannette
Harrison , Connie McDonald
Challenge Quilt 2018....Sue McGuire
Dec. Program.....Janet Jaffee,
Claire Graham Smith
June Program Coordinator.....TBD
Historian.....Joanne Guillemette
Info Booth.....Claire Graham-Smith
Librarian.....Pam Farnsworth
Membership.....Carla White
Nominating(3)..... TBD
Newsletter.....Janet Brunet
Photographer.....Marty DelNevo

Publicity.....Laura Clements(2017),
TBD(2018)
Quilt Show 2018.....Anne Standish
Quilts of Valor Raffle.....Joanne
Guillemette, TBD
Rack Rentals..Adrian Garneau (key
keeper), Linda Lees
(coordinator)
Raffle Blocks.....Donna Hamill
Raffle Quilt Constuct. 2018..... MAQ
(Mountain Art Quilters)
Raffle Quilt Manager 2018...by event
Spring/Fall Camp Retreat.....Linda
Lane, Lyn Hoffelt
Sunshine.....Sue Rivers
Teacup Auction.....TBD
Webmaster.....Marty DelNevo

Programs & Workshops

Feb. 6th 2018, Laura Poirier local Designer and Teacher, "Visual Clues in Design"

April 3rd 2018, Carla Klop local Designer and Teacher, "Shortcut Sheets - 7 New Techniques"

Through a PowerPoint presentation and completed quilts learn a new and innovative way to make these 7 common quilt units or blocks using only a 24" quilting ruler

- Half Square Triangles, make 100 at a time
- Quarter Square Triangles, 44 per sheet
- Hourglass, 44 per sheet
- Flying Geese, 40 per sheet
- Triangle in a Square, 24 at the same time
- Hunters Star, no fail, no fuss
- Six Point Star, 10 at once



Workshop April 4th, "Shortcut Techniques"

A full day to learn as many of the techniques as each person wants. Each technique has a practice pattern to help learn the technique. When the technique is mastered students may want to select from over 20 patterns that use Shortcut Sheet techniques. Fabric, patterns and some notions will be available.



Workshop Registration Form

April 4, 2017

Carla Klop "Shortcut Techniques"

You can pick out your kit at the lecture on April 3rd or at the workshop on April 4th. Kit Fee is \$15.00 paid directly to Carla Klop.

Payment is required at time of sign-up. Make workshop checks payable to CVQG. Sign up at the meeting or, after confirming availability.

Name _____ Check # _____

Email address _____ Phone _____

\$45 for members / \$50 for non – members, Mail check and form for Carla's workshops to

Carol Bloomhardt


1381 Silver St.

Hinesburg, VT 05461


Location: United Church of Colchester, 900 Main Street Colchester, VT 05446

Time: 9:00 am – 3:30pm,

Workshop Cancellation Policy: A refund will be given only if a) the paid student cancels one month or more before the workshop or b) the slot this person has paid for can be filled from the waiting list or c) the workshop is canceled.



Raffle Block of the Month



RAFFLE BLOCK OF THE MONTH FEBRUARY 2018

BLOCK- Scrappy Rectangles

SIZE- 12" x 12" finished (12 ½" x 12 ½" unfinished)

FABRIC CHOICE- light and darker fabrics any type
(the more the better)

Directions can be found in the [January newsletter](#) or at
<http://www.cvqgvt.org/2017-2018-block-of-the-month.html>





RAFFLE BLOCK OF THE MONTH MARCH 2018

BLOCK-FRAMED FOUR PATCH

SIZE- 10" x 10" finished ($10\frac{1}{2}$ " x $10\frac{1}{2}$ " unfinished)

FABRIC CHOICES- white for the inside frame strip and any assorted fabrics for the squares and outer strip choosing at least **one green fabric** (think St. Patrick's Day)

CUTTING- *WOF= width of fabric selvedge to selvedge*

white (solid or looks like a solid)- 1 2" x 25" strip

Sub cut into 2 2" x $4\frac{1}{2}$ " strips and 2 2" x $7\frac{1}{2}$ " strips

Assorted fabrics- 4 2 $\frac{1}{2}$ " x 2 $\frac{1}{2}$ " squares

one fabric-

1 2" x WOF strip sub cut into 2 2" x $7\frac{1}{2}$ " strips and

2 2" x $10\frac{1}{2}$ " strips

SEWING- *please use a $\frac{1}{4}$ " seam allowance and a 2mm stitch*

1. Four Patch- sew 2 pairs of squares together, press seams to one side
sew the pair together butting the seams

2. Inside Frame- sew the two white $4\frac{1}{2}$ " strips to the opposite sides of
the four patch units, press towards the white strips
Sew the $7\frac{1}{2}$ " strips to the top and bottom and press towards the white.

3. Outside Frame- sew the $7\frac{1}{2}$ " strips to opposite sides of the framed unit
following the same pattern as the white strips, press towards the outer
strips

Sew the $10\frac{1}{2}$ " strips to the top and bottom and press towards the outer strips.



PROJECT IDEAS-

16 squares baby quilt (40" x 40")

30 squares lap size (50" x 60")

56 twin (70" x 90")

Donna Hamill 899-1995 vthamill@gmail.com

Programs-at-a-Glance

February 2018 - Laura Poirier - Visual Clues in Design

March 2018 – Demo Night

April 2018 – [Carla Klop](#) – Shortcut Sheets

May 2018 – [Alison Bolt](#), Confessions of a Type A Quilter

June 2018 - Pot Luck, Teacup Raffle

Remember to Bring !!!

Monthly raffle blocks (Jan., Feb.)

Items for fidget quilts

Items for raffle prizes

Name tag

Show & Tell

