

**NOTE! MEETING IS ON SEPTEMBER 8th NOT THE 1st!!**  
**MEMBERSHIP DUES NOW \$35. USE LEFT DOOR OF BUILDING TO ENTER!**

Meeting Location:  
 Alliance Church  
 37 Old Stage Rd,  
 Essex Junction, VT

- 6.30 Membership renewal
- 7.00 Welcome, important Announcements
- 7:15 Super Show and Tell
- 8.30 Minutes, reports, Raffle Block
- 9.00 Meeting ends.

**INSIDE THIS ISSUE:**

List of Officers	2
Membership Dues	
Camp Abnaki update	
Quilt of Valor	
Community Quilts	
Guild Minutes	3
August Board Snippets	
Sharing Corner	
Programs	4
Programs continued	5
Registration Form	6
Raffle Block	7
Address Label	8
Programs at a Glance	



**President's Address** SEPTEMBER 2015

As this summer comes to a close, I must say it's been a glorious one. The weather was more temperate than past years and though we got some rain, it was just enough for the gardens and not too soggy overall. I hope you've been able to take advantage of the nice long days to get some hours in on your "Reach for the Stars" challenge quilt – or on another project. Do plan to share your projects at the Super Show & Tell planned for our first meeting! Note, unfinished projects are welcome as well.

I'm so excited about this year's programs. In the fall, we have Jacquie Gering on modern quilting; and Jo Diggs, Landscape Diva. Our December Holiday Party is always a crowd-pleaser, plus some fun presentations are coming this spring. Many thanks to Janet Brunet and Pat Hechmer for all the hard work they've done getting these wonderful offerings ready for us.

Please remember that Janet and Pat will be stepping down at the end of the year, and we still need a couple of program intern volunteers if we want to continue having such wonderful speakers at each meeting.

Lastly, please note that the September meeting will take place on **the 8<sup>th</sup> – not the 1<sup>st</sup>**. This will allow those folks who are selling raffle tickets at the fair to attend our meeting as well. If you haven't sent in your membership form yet, Carla will be available to take it at our first meeting in September. Hope to see you there!

Connie McDonald

Deadline for Newsletter  
 15th of every month except for June and July.  
 Read Newsletter Parameters on website on how to format entries for ease of placement in newsletter. Please use 3 spaces before a sentence to indicate new paragraph instead of an extra line. It helps the editing process. Send entries as attachments to newsletter.nui@gmail.com  
 NOTE: email address change

**Guild Members Super Show and Tell**  
**Tuesday September 8**

To kick off the year we're inviting members to a super show and tell. Bring a project, finished or unfinished, that was inspired by a workshop you took, near or far, last year or last decade. This is your program and a great way to share your interests and talents, and perhaps give us, your Program chairs, some ideas for future workshops.

2015-2016 Officers & Committees

President – Connie McDonald  
 VP – Pat Marmillion  
 Past President—Marty DelNevo  
 Secretary – Barbara Carter  
 Treasurer – Adrian Garneau  
 Program Co-Chairs – Janet Brunet & Pat Hechmer  
 Membership: Carla White  
 Quilt Show Chairman: TBA  
 Quilt of Valor Rep: Andre Emmell  
 Librarian – Pam Farnsworth & Leah Pastel  
 Community Quilts – Gail Babinger & Carol Thurgate  
 Quilt Retreat – Teela Dufresne  
 Challenge Quilt—Hope Johnson & Ruth Whitaker  
 Quilts of Valor Raffle – Joanne Guillemette & Hope Johnson  
 Photographer – Linda Lane  
 Historian – Joanne Guillemette  
 Rack Rentals – Adrian Garneau & Linda Lees  
 Raffle Blocks – Michele Cummings, Heather Bosen & Katherine Solbert  
 Info Booth – Pam Farnsworth  
 Bus Trips—Jeannette Harrison  
 Green Mountain Rep – Mitzi Oakes & Marty DelNevo  
 Sunshine – Sue Rivers  
 Newsletter—Esther Nui  
 Webmaster: Marty DelNevo  
 Publicity—Heather Bosen  
 Hospitality—Kathy Kenney

Membership Dues

Please send in your 2015-2016 membership dues (\$35) to Carla White, 7 Valley Ridge Road, S. Burlington, VT 05403. The sooner the better and the shorter the line at our first meeting of the new quilting year. Thanks!

Carla White

Camp Abnaki update – Fall 2015

Fellow campers: Our next session is October 1 thru 4. We are not full. I have updated a document on the website for the fall session (look under forms or the Camp Abnaki tab). Since our spring session was cancelled, all those that had signed up and have not requested a refund will be carried over to the fall session. I have no waiting list and have had many cancellations. Currently we are a cozy group of 30 people. If you have been notified of an opening, your money is due at the September meeting.

Teela

Quilts of Valor Raffle

Hope Johnson and Joanne Guillemette will be taking over the Quilts of Valor Raffle for this year. If anyone has any items they would like to donate to the raffle please see either Hope or Joanne. We will be selling tickets in the lobby before each meeting as we have been doing previously. New or like new items will be greatly appreciated.

Joanne Guillemette

Community Quilts

We are looking forward to another year as co-chairs of Community Quilts. We have been getting kits ready for distribution and quilts ready for quilting and binding for the September meeting.

The committee and its helpers distributed 175 fidget quilts to 15 different organizations during the past year. The VNA, Our Lady of Providence, Starr Farm Nursing Home and Birchwood Nursing Home were a few of the recipients. We also distributed almost 200 child, lap and bed quilts to many different organizations and individuals. Camp Ta Kum Ta, Women Helping Battered Women, COTS and the Ronald McDonald House were some of the recipients of quilts. Thank you to all who helped us. We couldn't have done it without you.

We have had many offers from guild members to distribute quilts. We have decided the best way to keep track of who is willing to deliver quilts for us is to have a sign up sheet at our table this year. Please stop by and sign up if you are willing to help us deliver quilts.

We are going to display some of the beautiful quilts that people have made for Community Quilts at the meeting each month. Look for our display near the show and tell quilts.

We are planning on having a fidget quilt/community quilt workshop in late September or early October. We will let you know the details at the September meeting.

Carol Thurgate, Sandi Hardy and Gail Babinger  
 Community Quilts

### Champlain Valley Quilters' Guild Minutes, June 2nd, 2015

President Marty DelNevo called the meeting to order after a delicious pot luck supper. Program co chair Pat Hechmer announced the deadline for members only to register for the October workshop is July 1st. Available spots will then be open to non members.

The budget was presented as printed in the June newsletter by Treasurer Adrian Garneau. It was moved by Ruth Whitaker, seconded by Sarah Page that the membership fee be raised to \$35.00. The motion passed. The proposed budget was passed on a motion from Andre Emmell and Sarah Page. Members were reminded that donations are welcome and are tax deductible.

Connie McDonald presented the report of the nominating committee. The nominated officers are President, Connie McDonald; President elect, Pat Marmilion; Treasurer, Adrian Garneau; Secretary, Barbara Carter; Program co-chairs, Janet Brunet and Pat Hechmer. The slate was accepted on a motion of Sarah Page and Sarah Smith Joslin.

Sarah Page and Andre Emmell moved that the minutes of the May meeting be accepted as printed. The motion carried. The gathering was reminded that we are still looking for a quilt show chair for 2016. Joanne Lattrell urged members to sign up to volunteer for CVQ.

Connie McDonald presented flowers and a gift to Marty.

The meeting was adjourned on a motion of Sarah Page and Andre Emmell.

Show and Tell was held. Sarah Page took the mic to announce the winners of the tea cup auction, in her usual fun way. Members went home with baskets of goodies, full tummies and feelings of warm fellowship.

Barbara Carter

### August 25<sup>th</sup> Board Snippets

\*\*\*the executive committee plus a number of committee chairs met at the Essex Junction Library for a long but productive meeting.

\*\*\*\*Meeting locations were announced....all but December will be at the Essex Alliance Church

\*\*\*the next two board meetings will be held on the 2<sup>nd</sup> Tuesday of September and October at the library in Williston, starting at 6:30

\*\*\*\* If available, the December meeting will be at St John Vianney....planning has been done by the new Hospitality committee.

\*\*\* Pat Marmilion will do some investigating of other spaces

\*\*\*\*Discussion was held about ways to welcome new members and guests and inform them of activities available

\*\*\*\*the challenge quilts for 2015 will also be shown at the Essex Senior Center, and at the Williston Library in 2016

\*\*\*\*discussion has started with the rug hookers about sharing their show dates and venue in October 2016....Marty DelNevo is going to contact the fair personnel....Collette Kaiser and Annie Buck are working on the raffle quilt for 2016

\*\*\* Adrian Garneau gave a treasurer's report, which will be presented to the members at the September meeting

Barbara Carter

### SHARING CORNER

Janet Brunet would like to share these links with you:

This is a fun tool that helps in color selection for your quilts. Upload a photo and the tool displays the fabric colors! <http://www.play-crafts.com/blog/palettebuilder2/>

Interested in landscapes? Karen Eckmeier shares a great YOUTUBE video on the creation of her Accidental Landscapes. <https://www.youtube.com/watch?v=ObTxKp7U9VE>

*The newsletter welcomes and encourages any information you would like to share with other members. This includes personal successes, items to sell, borrow, etc.*

## CVQG Programs/Workshops 2013-2014



**Jacquie Gering** <http://www.jacquiegering.com>

**Tuesday October 6 Lecture/Trunk Show**

**Quilting Modern – Honoring Tradition**


Jacquie will share her journey from discovering quilting seven years ago to developing her voice as a modern quilter. You will come away with an understanding of the modern quilt aesthetic as well as how tradition is the touchstone for Jacquie's work.

Jacquie is a leader in the modern quilt movement. She is on the Board of Directors of the Modern Quilt Guild and co-author of *Quilting Modern: Techniques and Projects for Improvisational Quilts*.

**BOTH OCTOBER WORKSHOPS ARE FULL. THERE IS A WAITING LIST.**

**Wednesday October 7 Workshop with Jacquie Gering**

**Slice and Insert Improvisation**



**Time:** 9:00am – 3:30pm

**Cost:** \$45 members, \$50 non-members

**Location:** United Church of Colchester

**Skill Level:** Confident Beginner

Join Jacquie for a full day workshop focusing on the improvisational Slice and Insert piecing technique from the book *Quilting Modern: Techniques and Projects for Improvisational Quilts*. Learn the basic technique and a new adaptation, a fool-proof strategy for matching inserts, simple techniques for adding complexity to a design as well as how to work with even width and wedge shaped inserts. Com-

bine simple sewing with a new skill and create your own linear design. Jacquie will share quilts from the book as well as new designs to inspire you.

**Thursday October 8 Workshop with Jacquie Gering**

**Creative Quilting with the Walking Foot**

**Time:** 9:00am – 3:30pm

**Cost:** \$45 members, \$50 non-members

**Location:** United Church of Colchester

**Skill Level:** Confident Beginner

Want to quilt your quilts on your home machine and maybe free motion quilting isn't for you? Come discover the joy and creative possibilities of quilting with your walking foot. Straight-line quilting has a long history and is making a comeback in both modern and traditional quilts. Learn tips and tricks for successful quilting with your walking foot along with creative quilting designs that can be accomplished on your home machine. If you bring a finished quilt, we'll talk together about how to quilt our quilts with designs we can accomplish with a walking foot.



Jo Diggs <http://jodiggs.com/newsite/>

## Tuesday November 3 Lecture/ Trunk Show

Jo Diggs has always cut, stitched and loved fabric. She is best known for landscapes of great depth, distance and light that express feelings of quiet and serenity. Her work has been exhibited nationally and internationally and was featured at the Vermont Quilt Festival in 2013 in an exhibit of 50+ works titled "Life's Work: The Quilts of Jo Diggs".



Her wool quilt Snowscape is in the collection of the National Quilt Museum. Other notable works include a quilt series of the Four Seasons, an Audubon donation quilt and A Full Tank, a large, crowded, exciting fish quilt. Over the years she has been published in many books and magazines including Quilter's Newsletter and American Quilter Magazine.. Two of her landscapes appear in Valerie Hearder's book, Points of View: Landscape Quilts to Stitch and Embellish. A trained art teacher, Jo is dedicated to helping other stitchers achieve success and pleasure in their own work.

## Wednesday November 4 Workshops: The Process of Landscape Design...

### Landscapes in Cotton: Layering for Space (am)

### Advanced Landscapes: A Design Class (pm)

**Time:** 9:00am to noon (am class) / 1pm to 4 pm (pm class)

**Cost:** \$30 for any one half day workshop (\$35 non-members),  
\$45 for full day (\$50 non-members)

**Skill Level:** The morning class is applicable to any skill level. Those taking the afternoon class should have prior experience in creating a fabric landscape, or have taken the morning class so they have an understanding of the process.



Jo will offer two landscape workshops on the same day. In the morning workshop, learn to layer fabric to create landscapes from simple to complex. Instead of piecing with patterns, enjoy free-cutting and building simple shapes using theories of perspective to suggest landscapes with illusions of space and distance, light effects, and glowing color

The afternoon workshop will build on the morning workshop in demonstrating how to enhance or change a landscape. While the morning workshop will work with fabric, the afternoon workshop will work with black and white and color copies of landscapes. The class will explore landscape enhancement, re-structuring, repeating, and morphing to make the basic landscape richer and more interesting. Paper exercises lead to expanded layouts with multiple views and shifting focus. This is a good class for a group with experience in creating landscapes.

Students in the afternoon class are invited to bring a landscape they have completed or are working to complete. The last half hour of the class will be devoted to a group critique of these works.

Jo's work is based on free-hand cutting, direct designing and the combining of many layers of appliqué. Hand stitching is demonstrated in the morning class, but any student who wishes to bring a sewing machine is welcome to do surface stitching over the layers.

**Workshop registrations will be accepted as they are received and paid for regardless of guild membership. This new policy is an effort to fill our wonderful workshops**

Champlain Valley Quilters' Guild – Fall Workshop Registration

Name \_\_\_\_\_ Check #s \_\_\_\_\_

Email address \_\_\_\_\_ Phone \_\_\_\_\_

\_\_\_\_\_ Wednesday Oct. 7 Jacquie Gering Slice and Insert Improvisation

\_\_\_\_\_ Thursday Oct. 8 Jacquie Gering Creative Quilting with Your Walking Foot

Each of Jacquie's workshops are \$45 for members / \$50 for non-members  
**Both October workshops are full. Contact Patricia Hechmer,  
 at 878-3725 if you would like your name on a wait list**

\_\_\_\_\_ Wednesday Nov. 4 AM Jo Diggs Landscapes in Cotton

\_\_\_\_\_ Wednesday Nov. 4 PM Jo Diggs Advanced Landscapes  
 Members: \$30 for any one of Jo's workshops, \$45 for both  
 Non-members: \$35 for any one of Jo's workshop, \$50 for both

Mail checks for Jo's workshops to Janet Brunet,  
 60 Mills Point Road, Colchester, VT 05446

Payment is required at time of sign-up. Please write separate checks for each class and make payable to CVQG. Sign up at the meeting or, after confirming availability.

[programs@cvqgvt.org](mailto:programs@cvqgvt.org)

*Workshop Cancellation Policy: A refund will be given only if a) the paid student cancels one month or more before the workshop or b) the slot this person has paid for can be filled from the waiting list or c) the workshop is canceled.*

## SEPTEMBER RAFFLE BLOCK OF THE MONTH

Hoping that everyone's summer was wonderful.

Our first block of the month this year can be a stash buster.

We would like you to use a variety of creams for the light and for the darks use fall colors. This is a simple variation on a nine patch, with 6 solid blocks and 3 half square triangle blocks. You can follow precisely the directions given below or do as I did and cut 3 four inch blocks (4" x 4") of the cream colors. Cut 3 more the same size using the fall colors. Layer a light and a dark putting right sides together. Draw a diagonal line on the wrong side of the light blocks. Sew a 1/4" seam on each side of the drawn diagonal line. Cut on the diagonal line. Trim to 3.5" x 3.5" square. Repeat for the remaining two blocks. (This will leave you with 3 orphan half square triangle blocks that you can put aside to make a second block)

Arrange blocks as illustration and sew press.


your the indicates then

8/10/2015 Nine Patch - Straight Furrows

### Nine Patch - Straight Furrows





This makes an 9" block and a real scrap buster, which as we all know, means we can then buy more fabric!! :o)

Good contrast between sides will make this block pop!



Please abide by the [Terms and Conditions of use!](#) :o)

**\*\* Preparing the Pieces and Sewing the Block \*\***









Cut three DARK 3-1/2" squares...


Cut three LIGHT 3-1/2" squares...

Cut three DARK 3-7/8" half square triangles...( HSTs= triangles that are one diagonal half of a square)

Cut three LIGHT 3-7/8" half square triangles...






Sew the HSTs together in pairs, matching one dark to each light, using a 1/4" seam, and pressing the seams to the darker sides. These should measure 3-1/2" ...



Now lay out all units as shown at left. Sew three horizontal rows, pressing the seams in alternating directions by row. Join the rows to finish off your block!... [on to Page 2!](#)

© Nov 16 2008  
Marcia Hohn



<http://www.quilterseache.com> Traditional Block

## **CVQG PROGRAMS AT A GLANCE 2015-2016**

For more information about our Programs, see our website [www.cvqgvt.org](http://www.cvqgvt.org) or stop by the Programs table at the meeting. We welcome your suggestions. Janet Brunet & Patricia Hechmer, Program co-chairs, [programs@cvqgvt.org](mailto:programs@cvqgvt.org).

**October 6: Jacquie Gering** <http://www.jacquiegering.com/>

**November 3: Jo Diggs** <http://jodiggs.com/newsite/>

**December 1: Holiday Program**

**January 5: TBD**

**February 2: Cheryl Miller** <http://www.cherylzmillerart.com/>

**March 5: TBD**

**April 5: Ann Petersen** <http://obsessivequilter.weebly.com/>

**May 3: Pam Damour** <http://www.pamdamour.com/>

**June 7: Potluck Dinner and Teacup Auction**