


Champlain Valley Quilt Guild



December 2018

Programs

December Potluck

Time: The “meeting” **starts at 6:00pm** instead of 7:00pm. Volunteers are needed for set-up and clean-up. Set-up starts at 5:30 and clean up will start when the meeting is over, which should be around 8:00pm.



Food: Please bring **sweet or savory finger foods** to share. The guild will supply napkins/plates/cups/silverware.

Please remember our goal of having a “recyclable, compostable, trash-free” event.

Program: Please bring a small, unwrapped **“white elephant”** that will be used for a fun-filled activity! It may or may not be quilting related. It may or may not be holiday themed. This is the perfect opportunity to re-gift that little something that just isn’t your style. Start shopping around the house, back of the closet, bottom of the drawer...

*Caroline Juneau and
Barbara Newman*

From the CVQG President

Time for a **par-tay!** I always love our potluck meetings. We don’t just have amazing quilters in our group, but some outstanding cooks, as well. Remember the **meeting starts at 6:00pm** instead of 7:00. If you are able to arrive around 5:30 to help set up, that would be great. We will also need help cleaning up afterwards, so it would be great if some people could plan to stay to help.

The Raffle Quilt will find out who its lucky owner is at the next meeting and it is time to get next year’s quilt started (past time, sorry folks, I should have been announcing this sooner). The new quilt top needs to be finished by February, if you want to put it in VQF (so you can submit a picture). We usually start off our sales for the year at the Women’s Expo, which is on March 23rd 2019, so it would need to be finished by then. It would be great if we could get

Continued on Page 2

A little girl from our community was in a very serious medical crisis, and yet happy to receive a quilt from CVQG Community Quilts. Her name is Gabbi and she’s getting better every day.



From the CVQG President, cont.
 a person or committee to sign up to be the raffle quilt manager and get the quilt made and find venues to sell it. It is our biggest fundraiser, and without the show we need to find other places to vend to increase ticket sales. Once the design and colors are

picked out, we could have a few workshops to get the top done.

It is also time to start thinking about next year's Challenge Quilt. We are going to need someone to start organizing that.

If you have been wondering where you could help out the Guild, now is your chance. The

Raffle Quilt and the Challenge Quilt are two important positions that need to be filled.

See you soon and don't forget your yummy snacks to share, your appetite, your "white elephant" and your first block for the round robin!
da Prez!
 aka Linda Lane

2019 Round Robin

The first block is due at the December meeting, so it can be passed to the next person in line. There will be five people per group and one person will be voted as the leader. The blocks will pass in order through the group, so you will always be giving your finished block to the same person and receiving the next block from the

same person each month. Blocks can be 10, 12, or 14 inches.

After each person does their block they turn it over to the next person in the group along with some fabric if they have some they want to include. The process con-



cludes in April so there will be two months to finish and there will be a show and tell at the June Potluck meeting. The blocks can be kept secret or not, it is up to your group.

Team 1 Pat Johnson, Barbara Newman, Janet Jaffe, Lyn Hoffelt and Carol Bloomhart.

Team 2 Caroline Juneau, Marty DelNevo, Sue Mcguire, Catherine Symchych, and Jennine Poulin.

Team 3 Andre Emmell, Ruth Whitaker, Rose Orr, Linda Lane and Joanne Frymire.

If anyone has any questions call Ruth .

Inside This Issue

Programs	1
President's Message	1-2
2019 Round Robin	2
Programs at a Glance	2
Nov Workshop Pictures	3
Nov Guild Meeting Minutes	4-5
Pfaff for Sale	5
Community Quilts	5
Nov Board Meeting Snips	5
Officers & Committees	6
Spring Quilt Retreat	6
Upcoming Events	7
CVQG Schedule Survey	insert
Blocks of the Month	inserts

2018-2019 Programs at a Glance

December	It's a party!
January	Hands-on activity - Tie Community Quilts
February	Past CVQG Presidents share their quilting journey
March	Mini Class Rotation
April	Bonnie Turner Presentation and Workshop
May	Kathie Alyce Presentation and Workshop
June	Teacup Auction

November Workshop Scrappy Appliqué

with Shannon Brinkley



Guild Meeting Minutes

November 6, 2018

Holy Family Parish Hall

Essex Junction, VT

Linda Lane welcomed everyone.
Meeting called to order at 7:04pm.

Announcements

Raffle Quilt tickets: it is requested each member sell 3 books, if possible.

The Board meeting will be held at Yankee Pride Quilt Shop November 13, 2018 at 5:55pm. All members are welcome to attend.

Round Robin project: Ruth Whitaker has the sign up sheet if any one else wishes to join.

Library: Pam Farnsworth will keep a smaller library going.

December Program: We meet at 6pm for our holiday party. Please

bring a **sweet or savory** finger food treat to share. Also, **bring an item** that we will use in a holiday game. It needn't be sewing related or expensive (perhaps a vase from Auntie that you've never liked).

January Program: We meet on the 8th (because of holiday) and will have a social sewing activity intended to finish Community Quilts and allow time to visit with old and new friends.

February Program: Past Presidents of the guild will present their quilting journeys. **Did you notice how many members have shared their talents and been president!?!?**

Tonight's Program was introduced by Caroline Juneau. Using color family selection and preparing her scraps with fusible

web, Shannon Brinkley demonstrated raw edge appliqué and her cityscapes, animal blocks, and quilts.

Kudos...

To **Anne Standish** for chairing a great quilt show.

To **Joann Frymire** for all her show volunteer work.

Show Update: Anne Standish reports 113 quilts were shown to their finest with the new lighting and the work of all the committees. Final financials are not available yet.

Quilts of Valor Raffle: won by Sue Maguire.


Block raffle: won by Andre Emmell. Betsy Knox reports that the next block is on the website.

Continued on Page 5



Join us on Facebook

CVQG - Champlain Valley
Quilt Guild of Vermont
and
CVQG Community Page
(closed group for sharing
with our quilting friends)



2018 Raffle Quilt Blue Rose

We're picking the winner at the December meeting. Last chance to buy tickets!

Guild Meeting Minutes, cont.

Quilt Retreat at Middlebury Inn **April 24-27, 2019** can take only 20 participants. On Dec 1, those outside the guild may sign up. All must be paid in full by **end of January**.

Survey about meetings is online, or on paper at the membership desk. Please share your opinion on which months to hold meetings. Currently, we meet the first Tuesday of each month, September through June. The first week remains the same, but would you prefer different months? There is room for comments. Return surveys to Linda.

Meeting closed at 8:50pm.
Show and tell followed.


Submitted by **Barbara Harrison**

Pfaff For Sale

I have owned Bernina sewing machines for 30 years. Eighteen months ago I purchased a Pfaff at the quilt festival. It's a gorgeous machine, however, I found the learning curve to be frustrating having only owned Berninas. I have now purchased another Bernina and would like to sell this Pfaff, and I will give someone a very good deal.

Thank you for your time,
Marlene Cummings

802-899-3044



December Block of the Month

See the instructions attached.

It's easy peasy! **Let's fill the basket!!**



Board Meeting Snips

October 9, 2018

1. Volunteer's needed for the 2019 Raffle Quilt! One or more volunteers needed to pick design and make the quilt. Need to have top made for photo by February for VQF entry and totally complete for display at Woman's Expo in March.
2. 2019 Raffle Quilt manager needed to find venues for showing and selling tickets for the quilt
3. Middlebury Inn Quilt Retreat Participants must be registered and fully paid by end of January

Thank You from CQ

Community Quilts is thankful for all the quilts that people have been turning in and for all the people willing to finish kits, do bindings and also do machine quilting.

Rita Bortz



Officers

- President Linda Lane
- Vice President . . . Anne Standish
- Secretary Barbara Harrison
- Treasurer Chris Wrobel
- Programs Caroline Juneau
and Barbara Newman
- Past President Lyn Hoffelt

Representatives

- Green Mountain Quilters Guild
. Linda Lane
- Quilts of Valor. Andre Emmell

Committee Chairs

- Community Quilts. . . . Rita Bortz
- Challenge Quilt. . . . Sue McGuire
- Challenge Quilt 2019 Open
- Historian Joanne Guillemette
- Information Booth. Open
- Librarian Pam Farmsworth
- Membership Carla White
- Nominating (3) TBD
- Newsletter Lyn Hoffelt
- Photographer. Marty DelNevo
- Publicity Open
- Quilt Show 2018. . . Anne Standish
- Quilt Show 2020. . . Joann Frymire
- Quilts of Valor Raffle
. Joanne Guillemette
- Rack Rentals
. Adrian Garneau (key keeper)
. Linda Lees (coordinator)
- Raffle Blocks. Betsy Knox
and Diane Telford
- Raffle Quilt Constuction 2019
. Open
- Raffle Quilt Manager 2019
. Open
- Spring/Fall Camp Retreat
. Linda Lane and Lyn Hoffelt
- Webmaster. Marty DelNevo



2019 Spring Retreat

CVQG 2019 Spring Quilt Retreat • Registration Form

When: **April 24 to 27, 2019** 10am Wednesday to 11am Saturday

Where: **Middlebury Inn**, 14 Court Square, Middlebury, VT 05753

Cost: **\$414 per person**, double/triple rooms and meals included

Deadline: **January 31, 2019.** Must have 20 people all paid or the retreat will be cancelled Feb 1st.

Name _____

Telephone _____

Email _____

Emergency Contact _____

Special Dietary Needs _____

Roommate Preference _____

If you are unable to attend after you register, a replacement will be taken from the waiting list. If there is no waiting list, you will be responsible for finding a replacement. No refunds will be given after 1/31/19 if there is no replacement. If you have questions please contact Linda Lane at 802-238-8372 or email cvqg.quilt.camp@gmail.com.

Mail form and check to Linda Lane
242 Church Hill Road, Charlotte, VT 05445
Make out checks to CVQGVt.

Must be received by January 31, 2019

CUT OUT
AND MAIL

Upcoming Events

Guild Meeting Dec 4

Holy Family Parish Center
36 Lincoln Street
Essex Junction, VT 05452

6:00 Pot Luck

Past Presidents

Announcements

Business

7:45 Show and Tell

8:00 Meeting Ends and Clean Up

Board Meeting Dec 11

Yankee Pride Quilt Shop

9 Main Street

Essex Junction, VT 05452

5:55 pm (before the shop closes)

Quilt Retreat Apr 24-27

Middlebury Inn

14 Court Square, Middlebury, VT

\$414 double/triple room and food

Registration Deadline Jan 31, 2019

Newsletter Deadline

December 15th

Submit to Lyn Hoffelt at
newsletter@cvqgvt.org

Champlain Valley Quilt Guild of VT

www.cvqgvt.org



1. What months do you think the guild should have meetings.

(please circle)

January

February

March

April

May

June

July

August

September

October

November

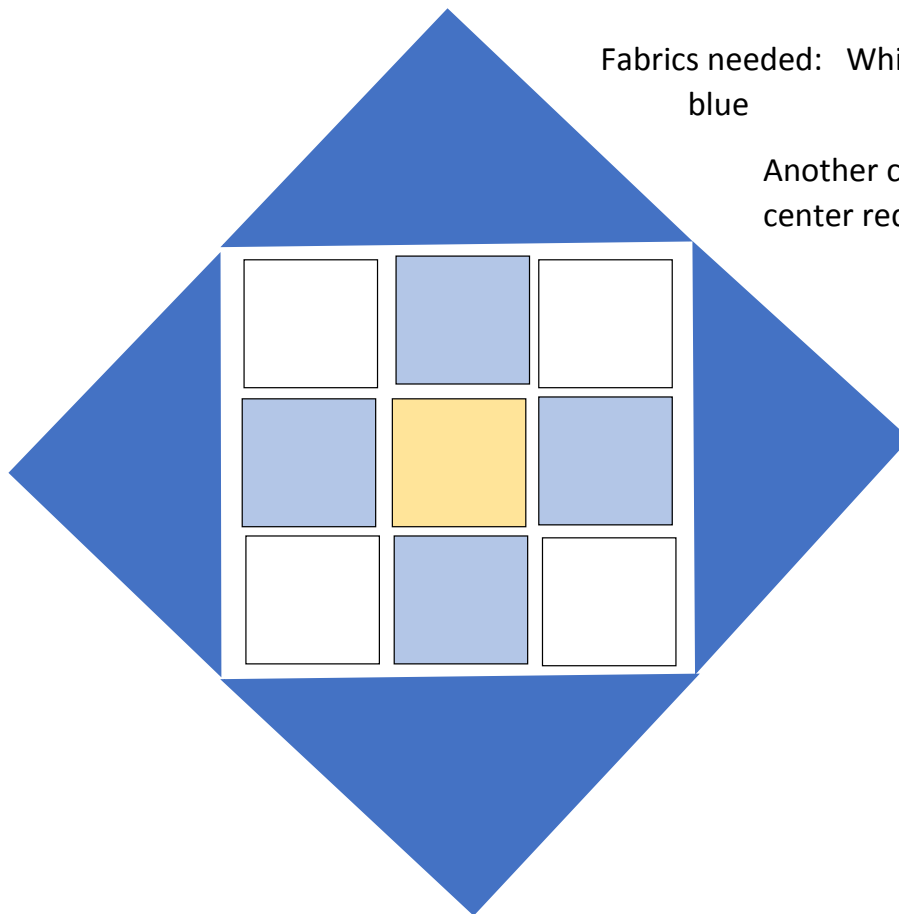
December

2. Please add your comments/ideas/suggestions below.

December 2018 Quilt Block

“Pattern Without a Name”

Source: [Around the Block Again](#) by Judy Hopkins (page 97)



Fabrics needed: White, light blue, yellow, dark blue

Another color option: make the center red—for Quilts of Valor

Steps:

1. Cut strips for 9 patch.: $2 \frac{5}{8}$ inches wide
2. Make 2 strips of the white, blue, white.
3. Make 1 strip of the blue, yellow, blue
4. Cut strips into $2 \frac{5}{8}$ inch units & sew together to create the 9 patch
5. Cut 2 -- $5 \frac{1}{2}$ inch squares from the dark blue fabric, then cut diagonally.
6. Sew to 9 patch.
7. Trim block to $9 \frac{1}{2}$ '

January Quilt Block: Scrappy Striped Triangle



Size: 6 1/2" (unfinished)

Preparation of Ivory Triangles:

- Cut a 7 inch strip out of tone/tone ivory fabric.
- Cut into 7 inch squares.
- Cut on the diagonal to form triangles.

Preparation of the Strips:

- Select 5 fabrics of the same color, with different prints.
- For the middle 3 fabrics, cut each strip 2" by 42".
- For the outside 2 fabrics, cut each strip 2 3/4" by 42".


1. Sew strips together. The outside strips are wider.
2. Cut the stripped fabric into 5 inch wide sections.



3. Sew the striped section and the half square triangle together.





4. Trim the block to 6 1/2 " square.



You will have enough strips and triangles to create 8 blocks!

The winner of the blocks will have the ability to create some very interesting effects.



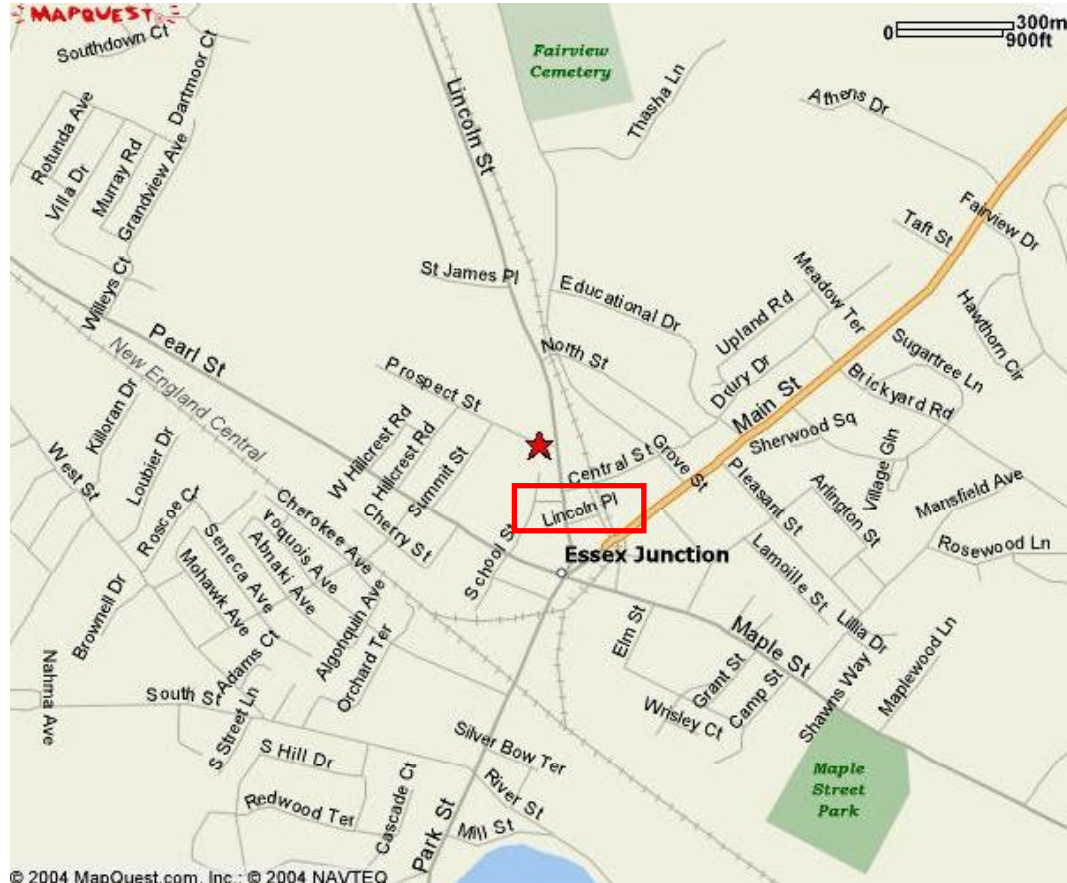
Directions to Holy Family Church

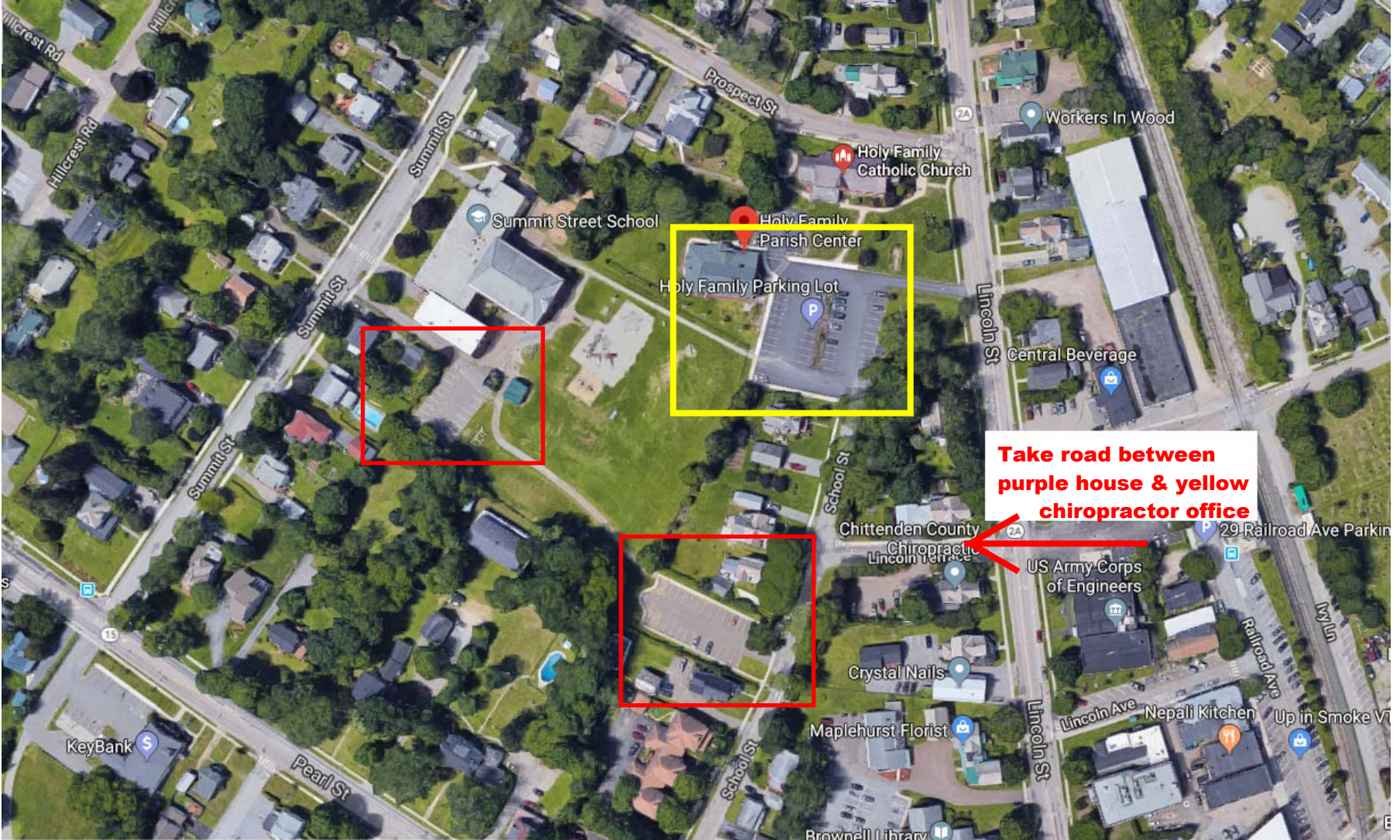
June 5 Meeting Location

From Five Corners: 36 Lincoln St., Essex Junction, VT 05452

Turn on to Lincoln St. (RTE 2A North). Drive .5 miles and Holy Family Church will be on the left on the hill.

Turn onto Lincoln
Terrace between
the purple house
and the yellow
chiropractic building
and take a right at
end of road to get
to parking lot





Take road between purple house & yellow chiropractor office

5 corners

Meeting is at the Holy Family Parish Hall. It is located near 5 Corners in Essex Jct. I have put a yellow box around the main parking lot. The red boxes are 2 alternate lots we can use, or you can park in spaces on Summit, Prospect or Lincoln Street.

From 5 corners, take 2A (or Lincoln St.) towards Colchester and turn onto Lincoln Terrace, between the Purple House and the yellow Chiropractic building. Take a right at the end of that road to get to Parish Hall parking lot. You can also take a left and use parking lot on school street. It is a very short walk. You cannot access the parking lot from 2A, that is an exit only.