


Champlain Valley Quilt Guild



February 2019

Programs

February Guild Meeting

February 18th is Presidents' Day. We will continue to celebrate our very own presidents.

This month we will hear from Lyn Hoffelt, Pat Hechmer, Connie McDonald and Marty DelNevo. We are so fortunate for the talent and dedication of our guild members.

March Guild Meeting

Looking ahead to March, we will be hearing tips and tricks from more of our very own during our mini-workshops:

- Hexagons with Hope Johnson,
- Pressing with Ruth Whitaker,
- Y-seams with Carol Bloomhardt,
- Dresden Star with Joanne Guillemette, and
- Kaleidoscope with Sue McGuire.

Next thing you know, winter will be over and it will be time for our spring speakers and workshops!

Caroline and Barbara, Programs

Message

From da Prez!

I have really enjoyed listening to our past presidents reminisce about their quilting journey and their time with the guild. It has prompted me to think about my own quilting journey. I started learning to make quilts in November of 2012 with my best buddy. Lyn and I went down to Knits and Bolts (I miss that store) and then we brought our new treasures to my house for our first sewing date.

We'd bought the Thangles pattern called Mama and Her Kittens and a jelly roll of fabric each and decided to make the same top

with different color choices. I was hooked immediately. Shortly after that I convinced Lyn to try going to our first guild meeting, and I haven't stopped dragging her to various quilt related events yet. It took me seven months to finish the Mama and Her Kittens, and that was just a lap quilt. I added a HUGE border with some kitty printed fabric my sister gave me (even though the fabric really didn't go with the rest of the top, I was desperate to get it finished) and just did straight line quilting. Please don't hurt yourself laughing, but I did include the picture. Happy New Year!

Continued on Page 2



Mama and Her Kittens

Linda Lane

From da Prez, cont.

It is time to start looking forward to our next guild year, which starts immediately after the June meeting. At the February meeting we will have a final discussion about the **months we wish to meet** and a vote. I hope you will all be able to attend so that you can participate in this important decision.

It is also time to get a nominating committee together. If you are interested in helping out the **nominating committee** or if there is a job that you would be interested in doing next year, please

let a current board member know. I have included a list of ALL of the board members and committees that help **keep our Guild running**. Please consider taking on one of these positions for the 2019/2020 guild year. While all of these positions are important, there are three essential positions that need to be filled in order to keep our Guild going: Vice President, Secretary and Membership.

Quilt Retreat

The Quilt Retreat at Middlebury Inn was cancelled. Peg Reed is having a quilt retreat in May at Basin

Harbor in Vergennes. Several of us have already signed up for it. I have attached the registration form if you are interested. Please contact Peg with any questions you might have. Below is all that I know about the retreat from emails to Peg.

The retreat dates are May 9-12, 2019. They use the entire Ranger room and Town hall. Everyone has an 8 foot table. Rooms are in the cabins and are double occupancy. You may choose your roommates. Private rooms are \$540. All cabins have refrigerators.

da Prez!

aka Linda Lane

Inside This Issue

| | |
|---|---------|
| Programs | 1 |
| President's Message | 1-2 |
| Guild Positions for 2019-2020 | 2 |
| A Sort of Challenge. | 3 |
| Officers & Committees | 3 |
| 2019 Challenge Quilts. | 4 |
| Programs at a Glance | 4 |
| Condolences | 5 |
| Jan Guild Meeting Minutes. | 5 |
| Jan Board Meeting Snips | 5 |
| Upcoming Events | 6 |
| Blocks of the Month | inserts |
| May Basin Harbor Retreat. | insert |
| Map and directions | insert |

CVQG Officers and Committee Chairs

Board Members

- Past President
- President
- Vice President – **NEEDED!!**
- Secretary – **NEEDED!!**
- Treasurer
- Program Co-Chairs
(usually 2 people do programs, could be more)

Committees

- Spring and Fall Retreats
- Community Quilts
- Challenge Quilt
- Green Mountain Guild Rep
- Historian
- Info Booth
- Librarian
- Membership – **NEEDED!!**
- Newsletter
- Photographer
- Publicity
- Quilt Show Chair
- Quilts of Valor Raffle
- Quilts of Valor Rep
- Block of the Month Raffle
- Raffle Quilt Construction
- Raffle Quilt Manager
(finds venues and provides volunteers, quilt, tickets and money)
- Rack Rentals
- Sunshine
- Webmaster

A... Sort Of... Challenge!

As a long-time quilter and fabric hoarder, I have finished several quilts over the past 35 years. However, I also started many that haven't again seen the light of day; some in a class and some 'just because.' I would like to challenge myself this year to actually finish a few of those old, and more recent projects (quilted, bound, sleeve, and label).

Perhaps, if any other guild members have UFOs around, we could have a **UFO Challenge 2019**. We could maybe bring our completed quilt(s) to the Septem-

ber guild meeting and have prizes for the oldest UFO, the most finished UFOs, maybe a "viewers choice."

The projects would be limited to tops/blocks already pieced as of December 2018. Or many years before that! I have a Round Robin top from when we used to meet in Shelburne, and I haven't finished the 2018 one either!

If you are interested in this "Sort of... Challenge 2019" please let me know. No sign-ups, size restrictions or formal progress reports, just for fun!

Sue Rivers...

...always looking for trouble!



November
Show & Tell
**Kirsten
Shain**

2018-2019

Officers

President Linda Lane
Vice President . . . Anne Standish
Secretary Barbara Harrison
Treasurer Chris Wrobel
Programs Caroline Juneau
and Barbara Newman
Past President Lyn Hoffelt

Representatives

Green Mountain Quilters Guild
. Linda Lane
Quilts of Valor Andre Emmell

Committee Chairs

Community Quilts. Rita Bortz
Challenge Quilt Sue McGuire
Historian Joanne Guillemette
Information Booth. Open
Librarian Pam Farmsworth
Membership Carla White
Nominating (3) TBD
Newsletter Lyn Hoffelt
Photographer Marty DelNevo
Publicity Open
Quilt Show 2018 Anne Standish
Quilt Show 2020 Joann Frymire
Quilts of Valor Raffle
. Joanne Guillemette
Rack Rentals
. Adrian Garneau (key keeper)
. Linda Lees (coordinator)
Raffle Blocks. Betsy Knox
and Diane Telford
Raffle Quilt Constuction 2019
. Marty DelNevo
Raffle Quilt Manager 2019
. Open
Spring/Fall Camp Retreat
. Open
Webmaster. Marty DelNevo

Condolences

Sympathy to Andre Emmell and family. Andre's mother, **Yvette Emmell Field**, passed away in December.

Sympathy to family and friends of **Jane Harrocks** who passed away on December 23, 2018. Jane was a long-time guild member and a faithful volunteer. Thank you, Jane! We will miss you.

Sympathy to Caroline Edmunds and family. **Bill Edmonds**, her husband, passed away in early January following a long illness.

Sue Rivers
Sunshine

Board Meeting Snips

January 15, 2019SS

1. We have 115 members at this time.
2. 2019-2020 Membership Chair candidates should be familiar with Excel worksheets. There is approximately 20 hours of paperwork per year. Regular attendance at Guild and Board meetings is required.
3. Programs would like to add a workshop to September 2019. The presenter will discuss Japanese quilting and has a workshop for both hand and machine quilting.

Guild Meeting Minutes

January 8, 2019

Holy Family Parish Hall

Essex Junction, VT

Meeting called to order at 7:01 pm by President Linda Lane.

Program

Barbara Newman and Caroline Juneau introduced the evening's program as a community quilt sewing and social. The tables were dressed with quilts at various stages of completion. Approximately 30 members sandwiched, tied and/or bound the quilts. Some members took the opportunity to work on their own projects while chatting with other members. As a highlight, past presidents **Sue Rivers** (1993-94), **Anne Harmon** (2002-03), **Jo Guillemette** (2009-10) and **Rita Bortz** (2010-11) spoke of their tenure and showed some of their quilts.

Announcements

Lyn Hoffelt and Linda Lane report that the retreat has been cancelled.

Rita Bortz reported that **29 Community Quilts** have been donated.

Marty DelNevo introduced a possible **pattern for the 2019 Raffle Quilt**. We need

a coordinator to produce the quilt and another person to coordinate venues for the quilt.

Raffles

Block of the Month Raffle was won by **Sue McGuire**.

Quilts of Valor Raffle won by **Rita Bortz**. Jo Guillemette requested donations for prize items for future QOV raffles.

Business

Discussion of proposal to change the meeting schedule.

- No comments on time or day.
- Suggestion to add August to assist with major fundraiser raffle quilt participation at the annual fair. Also, August provides longer lead in to quilt show in the years that we have a show.
- Suggestion to delete one or more winter months. Concern about weather. Concern that too many months might be considered "winter" in Vermont.
- Concern that additional month might be a budget issue.

Voting will take place at the February meeting.

Meeting closed at 7:55pm.

Show and Tell followed.

Barbara Harrison
Secretary

2019 Challenge Quilts

Challenge Quilt

Black & White Plus One

Easy concept. Rules are few.

1. All fabrics must be black and white (or prints of black and white) plus one additional color of your choice.
2. Any technique or theme.
3. Perimeter not to exceed 144 in.
4. Enjoy the process.

No Show this year but there is still a Challenge if you'd like to start early. They are due for Guild voting at the October meeting, so lots of time.
Sue McGuire
Challenge Chair



Spot-On

Crystal Howard

**Oopsie
Daisie**

Ruth Whitaker



A Good Deed In A Weary World

Hope Johnson

Pictures from the
2018 Quilt Show
Coming Full Circle

2018-2019 Programs at a Glance

| | |
|-----------------|---|
| February | Past CVQG Presidents share their quilting journey |
| March | Mini Class Rotation |
| April | Bonnie Turner Presentation and Workshop |
| May | Kathie Alyce Presentation and Workshop |
| June | Teacup Auction |

Upcoming Events

Guild Meeting Feb 5

Holy Family Parish Center
36 Lincoln Street
Essex Junction, VT 05452

6:30 Hospitality

7:00 Welcome, announcements

7:15 Program

8:30 Business

8:50 Show and Tell

9:00 Meeting ends

Board Meeting Feb 12

Yankee Pride Quilt Shop
9 Main Street

Essex Junction, VT 05452

5:55 pm (before the shop closes)

Newsletter Deadline

Saturday, February 16th
Submit to Lyn Hoffelt at
newsletter@cvqgvt.org



**Join us
on
Facebook**

CVQG - Champlain Valley
Quilt Guild of Vermont

and


CVQG Community Page
*(closed group for sharing
with our quilting friends)*

Champlain Valley Quilt Guild of VT

www.cvqgvt.org



Flag Heart Directions



I found the most accurate and efficient way to make this block is by using a combination of rotary cutting and paper piecing techniques.

Copy the foundation templates as many times as the number of squares you wish to make.

The following dimensions are a little larger than actually needed to give you a little excess for paper piecing.

Directions are for 9" finished size

Light Blue:

Cut a strip of light blue 2" wide.

For the center of the star cut off a piece 2" x 2"

Dark Blue:

Cut a strip 2"

Gold:

Cut a square 5 1/2" on a side then cut in half on the diagonal

Cut a strip 2" wide

Red and White strips"

Cut strips 2" wide

Foundation Assembly:

Foundation Assembly Notes: To avoid getting your foundation piecing a mirror image of what you want, after cutting out the foundation pieces, run your sewing machine along all the stitching lines. Now if you place your fabrics on the right side, and sew from the back along the perforated foundation, your finished piece will have the correct orientation.

Using the templates below assemble

Top Half:

Create Sections A and A¹ and join together

Create sections B and B¹ and join together

Create Sections C and D and join together

Join Section A A¹ to section C D

Join this section to B B¹

Bottom Half:

Start at the bottom with a strip of white

Alternately add strips of red and then white.

Add a gold triangle to each side

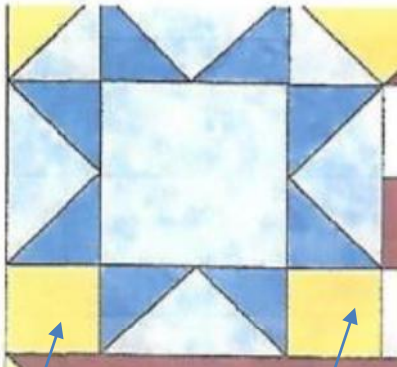
Sew the two halves together.

D. Telford 11/7/2018

Pattern created on EQ7 from picture in Better Homes and Gardens book 501 Blocks

Flag Heart Directions

Alternate Construction –Flag Heart



These 2 bottom squares could also be light blue –not gold. Also center could be another blue.

Use your favorite method to make $\frac{1}{2}$ square triangles that measure $1 \frac{5}{8}$ inches.

8 light blue/dark blue --- $1 \frac{5}{8}$ "


2 light blue/gold --- $1 \frac{5}{8}$ square

2 red/gold half -- $1 \frac{5}{8}$ " square

2 light blue squares -- $1 \frac{5}{8}$ " square

1 large light blue square $2 \frac{3}{4}$ " square

Sew star block together in rows. Completed star square measures 5 " x 5".



Two half square red/gold triangles that measure $1 \frac{5}{8}$ inches square.

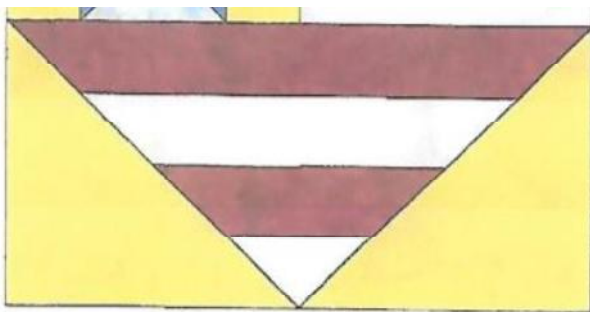
1 red rectangle $1 \frac{5}{8}$ inches by $2 \frac{1}{2}$ inches.

2 white rectangles $1 \frac{5}{8}$ " by 5

1 red rectangle $1 \frac{5}{8}$ ' by 5"

Sew top row together –using the 2 half square triangles and the smaller red rectangle. Sew other three rows together.

This section measures 5" by 5".



Four strips... $1 \frac{5}{8}$ " by $9 \frac{1}{2}$.

Sew together strips.

Cut 6 "square of gold into 2 triangles.

Cut striped red/white section on the 45 degree angle (on each side) .so point ends on $4 \frac{3}{4}$ inches (middle).

Sew triangles to the striped sections.

Sew all three sections together. Completed block measures $9 \frac{1}{2}$ unfinished.

Block of the Month: March 2018

Beaver Pond

Source: [Around the Block Again](#) by Judy Hopkins (page 33)



For March, we went with a super easy block. There are a total of 11 seams in this block. Time to construct from start to finish: 15 minutes.

Option #1 ---use tone/tone white AND then different variations of one color. These blocks will be entered into the raffle. For our sample, we selected the color BLUE.

Option #2---use tone/tone white AND red and blue. These blocks will be used to create a Quilt of Valour.

These blocks are so easy to make ---you can make several of each --in just about an hour!!

Block Size: 9 ½ " square unfinished


Fabric Selection:

Tone on tone white: One 6" square.

Medium #1: 3 ¾ " square (need 2)

Medium #2 3 ¾" square (need 2)

Dark: One 6" square (red in this sample)



Construction:

- Sew center 4 patch together. Press.
- White 6" square right side with Dark 6 " square. Draw diagonal. Sew ¼ from each side of this diagonal line. Cut on the diagonal.
- Press the 2 --half square triangles open.
- Cut on the diagonal to create 4 half square triangles.
- Sew triangle sections to the four patch --lining up seams. Butting seams together creates a smooth seam.
- Press
- Trim block to 9 ½ ' unfinished to remove the triangle "tails".



Fabric Option #2: Quilt of Valour Block.

3rd Annual Stitches, Etc. Quilting Retreat

Thursday, May 9th - Sunday, May 12th, 2019

at Basin Harbor Resort
& Boat Club

Scrapbookers Welcome!

Registration Form



Name

Telephone

Address

E-mail

City

State

ZIP Code

Emergency Contact Person

Telephone

Dietary Restrictions (special diets, food allergies, etc.)

Retreat Package

Quilter Scrapbooker

Arrival: Thursday, May 9, 9am Departure: Sunday, May 12, 11am

\$395.00 per person

Includes Lodging in a Double Occupancy Room

We will organize room assignments. If you have specific requests, we will honor them to the best of our ability.

Room and Roommate Requests

**Your \$75.00 Non-Refundable Deposit is due with registration,
payable by check. The balance of the Retreat Package fee is
due March 15, 2019**

Cancellation Policy: Registration deposits are non-refundable and non-transferable

Please make your check payable to:

Peg Reed

Please mail your check and registration form to:

Peg Reed, Stitches, Etc.

1513 Jersey Street South

Addison, VT 05491

Deposit Received: Date _____ Check # _____ Amount \$ _____

Balance Received: Date _____ Check # _____ Amount \$ _____

3rd Annual Stitches, Etc. Quilting Retreat

Thursday, May 9th - Sunday, May 12th, 2019

at Basin Harbor Resort
& Boat Club

Scrapbookers Welcome!

Retreat Information



Stitches, Etc.
stitchesetc@gmavt.net
802-759-2359
802-349-3326

Basin Harbor Resort
4800 Basin Harbor Road
Vergennes, VT 05491

Quilters and Scrapbook Retreat Includes:

- All Quilting Classes
- Lodging for Three Nights
- Three Continental Breakfasts
- Lunch for Three Days
- Dinner for Three Nights
- Snacks, Coffee, Tea, Lemonade

All for \$395.00

A non-refundable deposit of \$75.00 is due by February 28, 2019, to reserve your space.
The balance (\$320.00) is due by March 15, 2019

The class supply list will be provided following your deposit, so you will have your supply list before Shop Hop starts.

Classes Available: *(subject to change)*

Bargello
Table Runner
Stack N Wack

OR: Snuggle up with your own project, without interruptions!

Classes will take place on Friday and Saturday

Contact Peg Reed to suggest additional classes

Contact Nancy Farrell for Scrapbooking Info:

NancyCFarrell@comcast.net | 802-864-9325



Basin Harbor

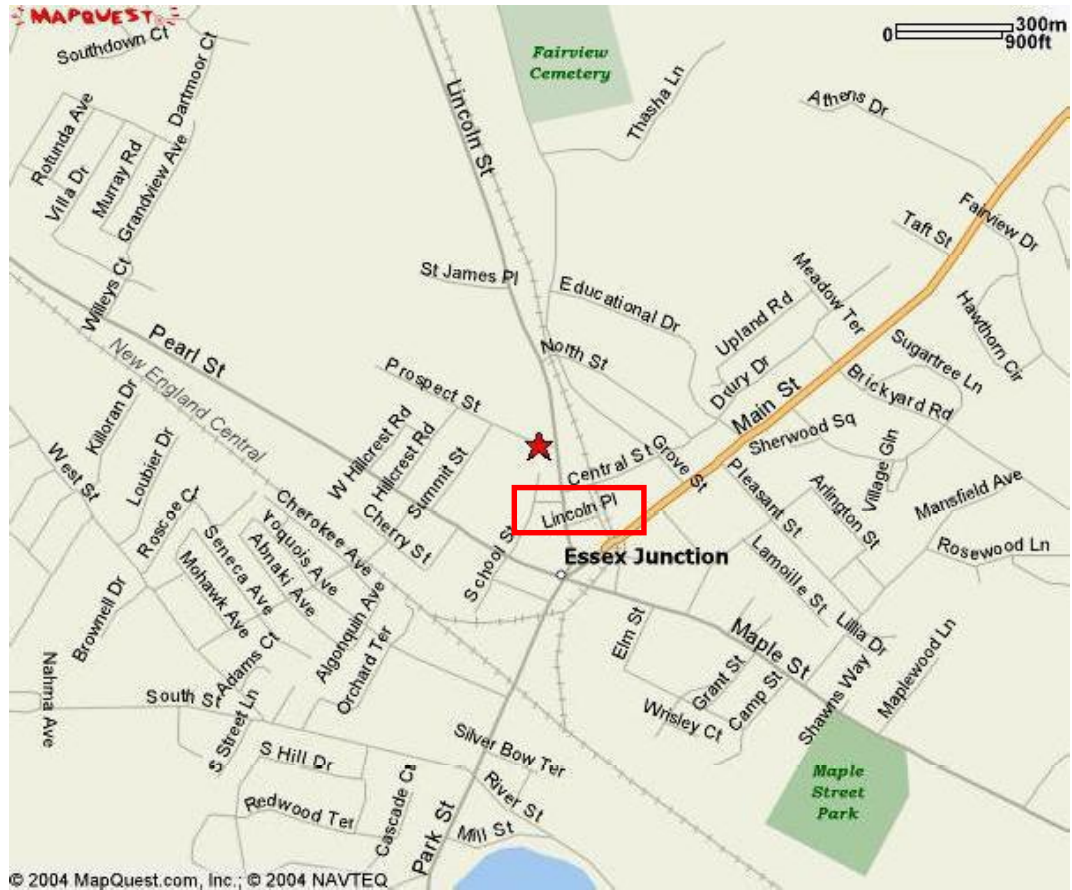
Directions to Holy Family Church

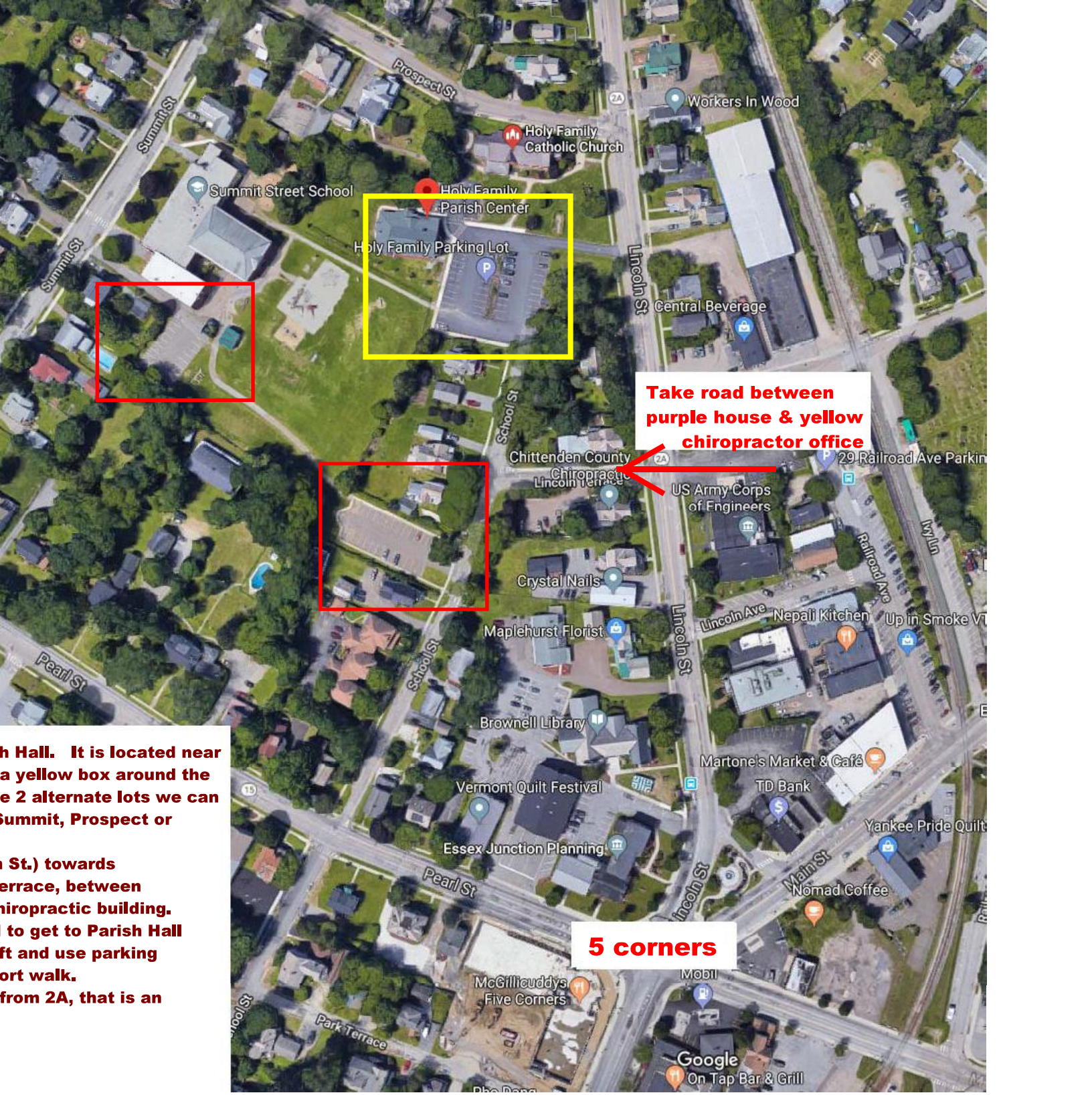
June 5 Meeting Location

From Five Corners: 36 Lincoln St., Essex Junction, VT 05452

Turn on to Lincoln St. (RTE 2A North). Drive .5 miles and Holy Family Church will be on the left on the hill.

Turn onto Lincoln
Terrace between
the purple house
and the yellow
chiropractic building
and take a right at
end of road to get
to parking lot





**h Hall. It is located near
a yellow box around the
e 2 alternate lots we can
Summit, Prospect or
n St.) towards
terrace, between
chiropractic building.
t to get to Parish Hall
ft and use parking
ort walk.
from 2A, that is an**

**Take road between
purple house & yellow
chiropractor office**

5 corners