


# Champlain Valley Quilt Guild



March 2019

## Programs

March 5th we will be hearing tips and tricks from more of our very own during our mini-workshops:

- Y Seams with Carol Bloomhardt
- Dresden Plate with Joanne Guillemette
- How to Baste a Quilt on a Tabletop with Joanne Lattrell
- Hexagons with Hope Johnson
- 4 Patch Stack 'n Whack with Sue McGuire

Next thing you know, winter will be over and it will be time for our Spring speakers and workshops!

Caroline and Barbara, Programs



## Greetings from da Prez!

Hello fellow quilters! February is nearly over, and what a crazy one it's been. I think we've had pretty much every type of winter weather hit us this month: high winds, snow, rain, sleet and temps swinging from nearly 50 to below zero. But February is also a great month ... at least for Presidents' birthdays. George Washington, Abraham Lincoln, William

Henry Harrison, Ronald Regan, and my personal favorite, Linda Lane. Really, quite a roster of greatness, ha ha.

I'm preparing for my third "birthday retreat" at a lovely bed & breakfast in Lyme NH. The retreat is put on by Barnyard Quilting in Fairlee VT, who hosts several retreats every year. A great shop, I highly recommend you check them out during the shop hop. And, if you get a chance, check out one of their retreats. They are held at Breakfast on the Connecticut. It's a really darling little place on the Connecticut River and is just across the river from the shop, so it's a quick trip over to grab anything you might have forgotten. The rooms are cozy, the company is friendly and the food is always great. Check them out, in person or on the web. Linda Lane, aka da Prez!

## Discussion for 2019-2020 Budget

The July 2019 to June 2020 budget discussion will be held at the April 9th Board meeting. Members wishing to participate in this discussion are encouraged to attend. The Board meeting will be held at Yankee Pride on Tuesday April 9th 2019. Please arrive by 5:55 (before the doors are locked).

The proposed budget will be in the May newsletter (which comes out at the end of April) and will be presented at the May 7th Guild meeting for discussion. It will be voted on at the June 4th Guild meeting for final approval.

Committee members, please consider what you need to make

next year successful, provide a brief rationale for the amount, and email Chris with your budget requests by March 15th so that she can have time to assemble the budget for review at the April meeting. Chris Wrobel, Treasurer, bobaileyme@gmail.com.

Thanks, da Prez!

## From your Guild Vice President

I am feeling the pull and excitement of growing our guild, and working to fulfill the guild's mission to support, educate, and celebrate the art of quilting in our area. We have a vibrant board throwing out ideas for how to bring in new members and vitalize our organization. As Vice President, I am at the helm of the nominating committee, aka recruitment

of new board members and committee chairs. I would love to start out our 2019-2020 year with some bold ideas for new educational sessions for kids, as well as marketing our skills, generosity and community to quilters who may not know about us.

Board meetings are a welcoming forum and all members are invited to attend. It is where requests, new ideas, and budget issues are discussed and voted

on. Please consider joining the board. Three key positions need to be filled: Vice President, secretary, and membership chair. I also invite anyone with some marketing savvy to guide the board through some of the marketing strategies that have helped other small non-profit groups. We need to know what a good marketing plan would cost us, knowing that the Guild does have the resources to pay for it.

So, think about stepping up for one of the board positions or committee chairs. Think about being a part of the vibrant growth that I see possible as we move forward.

Anne Standish,  
Vice President

### The Mission of the Champlain Valley Quilt Guild

The purpose of the Guild is to promote an interest in the art of quilting both among its members and in the community, to educate members and the community in all aspects of quilting, and to provide encouragement for quilters.

## Inside This Issue

March Program . . . . .	1
President's Message . . . . .	1
2019-2020 Budget. . . . .	1
Vice President's Message . . . . .	2
2019 Challenge Quilts. . . . .	3
Calling all UFOs. . . . .	3
Officers & Committees. . . . .	3
Upcoming Programs. . . . .	4
Feb Guild Meeting Minutes . . .	5
Member Doings . . . . .	6
Thank You Notes. . . . .	6
Upcoming Events . . . . .	7
Blocks of the Month . . . . .	inserts

## CVQG Officers and Committee Chairs

### Board Members

- Past President
- President
- Vice President – **NEEDED!!**
- Secretary – **NEEDED!!**
- Treasurer
- Program Co-Chairs

### Committees

- Spring and Fall Retreats
- Quilt Show Chair
- Community Quilts
- Quilts of Valor Raffle
- Challenge Quilt
- Quilts of Valor Rep
- Green Mountain Guild Rep
- Block of the Month Raffle
- Historian
- Raffle Quilt Construction
- Info Booth
- Raffle Quilt Manager  
(finds venues and provides volunteers, quilt, tickets and money)
- Librarian
- Membership – **NEEDED!!**
- Newsletter
- Rack Rentals
- Photographer
- Sunshine
- Publicity
- Webmaster



**Intertwined II**

Marya Lowe

2018 Quilt Show

Coming Full Circle

## 2019 Challenge Quilts Black & White Plus One

Easy concept this year. Rules are few:

1. All fabrics must be black and white (or prints of black and white) plus one additional color of your choice.
2. Any technique or theme.
3. Perimeter not to exceed 144 in.
4. Enjoy the process.

Due at the October 2019 meeting.

Sue McGuire, Challenge Chair

## Age Improves with Wine

Laura Cristelli



## Calling all UFO procrastinators....

Dig out and finish those old UFOs! Bring them to our new August 2019 meeting! Win valuable prizes (maybe)! Remember, I am asking that you finish something started before January 1 this year.

One block of a quilt assembled...can you find the fabrics, directions, and ambition to finish by late summer?

Special recognition for the oldest UFO finished! Quilted, bound (or otherwise finished edges), sleeve for hanging (if necessary) and don't forget the LABEL!

Thanks!

Sue Rivers,  
aka Chief Procrastinator

## 2018-2019

### Officers

President . . . . . Linda Lane  
 Vice President . . . Anne Standish  
 Secretary . . . . . Barbara Harrison  
 Treasurer . . . . . Chris Wrobel  
 Programs . . . . . Caroline Juneau  
 and Barbara Newman  
 Past President . . . . . Lyn Hoffelt

### Representatives

Green Mountain Quilters Guild  
 . . . . . Linda Lane  
 Quilts of Valor . . . . . Andre Emmell

### Committee Chairs

Community Quilts. . . . . Rita Bortz  
 Challenge Quilt . . . . . Sue McGuire  
 Historian . . . . . Joanne Guillemette  
 Information Booth. . . . . Open  
 Librarian . . . . . Pam Farmsworth  
 Membership . . . . . Carla White  
 Nominating (3) . . . . . TBD  
 Newsletter . . . . . Lyn Hoffelt  
 Photographer . . . . . Marty DelNevo  
 Publicity . . . . . Open  
 Quilt Show 2018 . . . . . Anne Standish  
 Quilt Show 2020 . . . . . Joann Frymire  
 Quilts of Valor Raffle  
 . . . . . Joanne Guillemette  
 Rack Rentals  
 . . . . . Adrian Garneau (key keeper)  
 . . . . . Linda Lees (coordinator)  
 Raffle Blocks. . . . . Betsy Knox  
 and Diane Telford  
 Raffle Quilt Constuction 2019  
 . . . . . Marty DelNevo  
 Raffle Quilt Manager 2019  
 . . . . . Open  
 Spring/Fall Camp Retreat  
 . . . . . Linda Lane and Lyn Hoffelt  
 Webmaster. . . . . Marty DelNevo


## Upcoming Programs

It's time for our spring workshops! You can sign up at any of the guild meetings, you can print the form from our website and mail it along with a check, or you can use paypal by contacting carolineLjuneau@gmail.com.

### April Speaker & Workshop

#### Bonnie Turner

Bonnie started quilting 28 years ago. After trying her hand at many different quilting techniques she found her true love was not just traditional but using a combina-



tion of many techniques. Her love for crazy quilting and inability to completely give up traditional quilting led to her unique “on the fence” quilting style.

Her workshop, Spicy Spiral Table Runner, will make your head spin!

**April 10, 2019**


**Workshop fee is \$40**

**Table runner kit is \$38**

### May Speaker & Workshop

#### Katherine Alyce

A former CVQG member, Kathie Alyce is a designer of quilt patterns, beautiful landscape patterns, lectures, and classes. She is a contemporary, award-winning quilter from Central Vermont. Kathie has been creating, designing, and teaching quilting for the past 20 years. She has received many awards for different pieces of



work at all levels of competition. These awards range from judge's choice, people's choice, and first-through third-place ribbons.

Her workshop will teach variations to the Flip Flop Block curved acrylic template of her own design.

**May 8, 2019**

**Workshop fee is \$40**

**Kit is \$25**



**Join us on  
Facebook**

CVQG - Champlain Valley  
Quilt Guild of Vermont  
and  
CVQG Community Page  
(closed group for sharing  
with our quilting friends)

## 2018-2019 Programs at a Glance

- March** Mini Class Rotation
- April** Bonnie Turner Presentation and Workshop
- May** Kathie Alyce Presentation and Workshop
- June** Teacup Auction

## 2019-2020 Programs Start in August!

- August** Ice Cream Social!

## CVQG Meeting Minutes

February 5, 2019

Holy Family Parish Hall, Essex Jct

Meeting was called to order at 6:59pm by Anne Standish, Vice President.

### Reminders

- Please submit your block of the month.
- Jo Guillemette seeks member contributions of basket items for the Quilts of Valor Raffle each month.
- Make your Round Robin exchanges.
- Nominating Committee seeks Vice President, Secretary and Membership volunteers for the coming year.

### News from Green Mountain Quilt Guild

Happy News! Their charity Yo-Yo quilt will be in the Vermont Quilt Festival!



### Program

Caroline Juneau announced:

- Free panels offered on the side table.
- March meeting will include member demonstrations of hexagons without paper, pressing techniques, Y-seams, Dresden plates and kaleidoscopes.

Barbara Newman introduced past presidents who shared their quilting journeys:

- Pat Hechmer (2016-17) emphasized the process of quilting, even if it took a long time.
- Marty DelNevo (2013-15) recalled feeling more a part of the group when taking a leadership role.
- Connie McDonald (2015-16) spoke of continuity when moving from another state and guild.

All brought and showed their work from over time, including the learning curve to mastering quilting.

All spoke of the pleasure of help from the guild members when they were President and the ease of leading the group with the support of the members.

### Business

After discussion, a motion to add an **August meeting** to our calendar was made by Carol Bloomhart and seconded by Marty DelNevo.

With five negatives and the remaining positive, the motion passed.

Incoming President Anne Standish announced the August meeting will be an **Ice Cream Social**.

Sue McGuire reports that the **2019 Challenge Quilt** theme is Black and White and One Other Color. All shades and tones of black, white and your chosen color are acceptable. The perimeter must be 144" or less and the quilts are due at the October 2019 meeting.

Sue Rivers proposed a **UFO Challenge**. Your project must have been started by December 2018 and must be completed with quilting, binding and a label by September's meeting. Discussion by the group suggested possible additions to the challenge, such as trading UFOs or portions of projects.

Diane Telford showed the Block of the Month and encouraged members to make more than one. The heart blocks will be donated to Quilts of Valor.

Pam Farnsworth reminded members that the library is available each month. She also requests that members suggest quilt books that they would like the library to purchase.

Meeting closed at 8:10pm.  
Show and Tell followed.

*Barbara Harrison, Secretary*

---

## Anne Standish on VQF Faculty This Year

I want guild members to know that I will be teaching three full-day workshops at VQF. The topics include raw edge collage, thread sketching, and enhancing a photo printed on fabric with thread.

Keep an eye out the VQF posts about registration which begins in March. I would love to have guild members join me in class!

### Vermont Quilt Festival

June 26 to 29, 2019  
Wednesday to Saturday  
[www.VQF.org](http://www.VQF.org)



**Wild Garlic Along South Cotswold Way**

Anne Standish

2018 Quilt Show  
Coming Full Circle

---

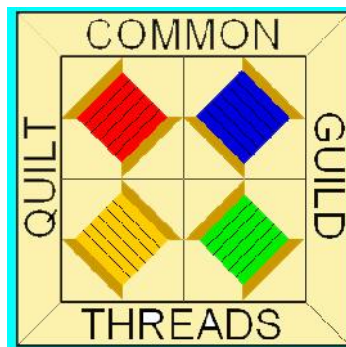
## Thank You

Dear Janet & the Champlain Valley Quilt Guild,

Thank you so much for your generous gift of fabric for our Sunshine Quilts. We will certainly put it to good use!

We donate about 100 quilts a year to care facilities, home health, Meals on Wheels, fire victims, etc. As well as people in need of a little 'Sunshine.'

Warm regards,  
Marion Seasholtz &  
Common Threads Quilt Guild  
in Hyde Park



## Thank You

Dear Janet,

On behalf of the membership of the Franklin County Quilter's Guild, and particularly the folks who lead us in making community comfort quilts, please let me say thank you for the substantial donation of material the Champlain Valley Quilt Guild made in December, 2018.

It was a pleasure to meet you and you made the transfer from your stash to ours easy to negotiate.

I am hoping that our paths will cross again some time, perhaps at your annual quilt show.

In the meantime I am

Sincerely yours,  
John Roulequ  
Guild President

---

# Upcoming Events

## **Guild Meeting March 5**

Holy Family Parish Center  
36 Lincoln Street  
Essex Junction, VT 05452

6:30 Hospitality

7:00 Welcome, announcements

7:15 Mini Workshops

8:30 Business

8:50 Show and Tell

9:00 Meeting ends

## **Board Meeting March 12**

Yankee Pride Quilt Shop  
9 Main Street  
Essex Junction, VT 05452

5:55 pm (before the shop closes)

## **Newsletter Deadline**

March 15th

Submit to Lyn Hoffelt at  
[newsletter@cvqgvt.org](mailto:newsletter@cvqgvt.org)

## **Sew In March 23**

Trinity Episcopal Church  
5171 Shelburne Road  
Shelburne, VT 05482

10:00 am to 2:00 pm

## **Sew In April 27**

Trinity Episcopal Church  
5171 Shelburne Road  
Shelburne, VT 05482

10:00 am to 2:00 pm

**Champlain Valley Quilt Guild of VT**

**[www.cvqgvt.org](http://www.cvqgvt.org)**

---



## Block of the Month: March 2018

### Beaver Pond

Source: [Around the Block Again](#) by Judy Hopkins (page 33)



For March, we went with a super easy block. There are a total of 11 seams in this block. Time to construct from start to finish: 15 minutes.

Option #1 ---use tone/tone white AND then different variations of one color. These blocks will be entered into the raffle. For our sample, we selected the color BLUE.

Option #2---use tone/tone white AND red and blue. These blocks will be used to create a Quilt of Valour.

*These blocks are so easy to make ---you can make several of each --in just about an hour!!*

**Block Size:** 9 ½ " square unfinished


#### **Fabric Selection:**

Tone on tone white: One 6" square.

Medium #1: 3 ¾ " square (need 2)

Medium #2 3 ¾" square (need 2)

Dark: One 6" square (red in this sample)



#### **Construction:**

- Sew center 4 patch together. Press.
- White 6" square right side with Dark 6 " square. Draw diagonal. Sew ¼ from each side of this diagonal line. Cut on the diagonal.
- Press the 2 --half square triangles open.
- Cut on the diagonal to create 4 half square triangles.
- Sew triangle sections to the four patch --lining up seams. Butting seams together creates a smooth seam.
- Press
- Trim block to 9 ½ ' unfinished to remove the triangle "tails".





Fabric Option #2: Quilt of Valour Block.

## Block of the Month: April 2019

### Double Pinwheel---in Polka Dot!

Source: [Around the Block](#) by Judy Hopkins (page 53)



For April, we went with **polka dots**. Your choice: have the polka dot fabric be the light, or the medium, or the dark!

For the sample --I went with the polka dot for the dark fabric.

Time to construct from start to finish: 15 minutes.

*These blocks are so easy to make ---you can make several of each --in just about an hour!!*

**Block Size:** 6 ½ " square unfinished

#### Fabric Selection:

**Light:** 4 3/8" square cut on diagonals into 4 triangles

**Medium:** 4" cut on diagonal into 2 triangles

**Dark:** 4 3/8" square cut on diagonals into 4 triangles

#### Construction:

- Sew dark and light triangles. Press to the dark fabric.
- Sew the dark/light triangle to the medium triangle. Press to the medium fabric.
- Trim triangle blocks to 3 1/2 " square.
- Sew squares together. Press
- Block measures 6 ½ square (unfinished)

