

# DECEMBER CHRISTMAS PARTY AND MEETING AT ST. JOHN VIANNEY CHURCH!

Directions to church at bottom of this page

Meeting Location:  
St. John Vianney Church,  
160 Hinesburg Rd,  
South Burlington, Vt

- 6.30 Hospitality Time
- 7.00 Dinner
- 7:30 Business Meeting
- 7.45 Show and Tell
- 8.00 Vendors & Sharing Experiences

## INSIDE THIS ISSUE:

List of Officers	2
Thank you note	
Holiday Flea Market	
Community Quilts	
Guild Minutes	3
Note from Membership Chair	
Congrats Hope Johnson	
Raffle Block	4
Meet Janet Jaffe	5
Programs	6
Programs continued	7
Programs at a Glance	
Registration Form	
Board Snippets	8
New England Quilt Museum	
Last Word on Quilt Show	
Newsletter Guidelines	
Quilt Show Comparison	9
Profit and Loss	
Address Label	12
Yankee Pride Ad	

## Champlain Valley Quilters' Guild



### President's Address

DECEMBER 2013

Happy Holidays! Are all of your gifts already made or close to being completed? I haven't even started!! I'll be trying to catch up during Thanksgiving weekend when the fridge is full of leftovers and my family doesn't need me so much for meals since they like to graze and make their own concoctions.

The Holiday season is a wonderful time when we make time to get together with family and friends. I hope that all of you will come and share in the joy of the season at our annual HOLIDAY PARTY on December 3 at Saint John Vianney Church on Hinesburg Road in South Burlington. An evening of fun is planned with refreshments, Quilters' Holiday Flea Market, show and tell and sharing of holiday traditions.

A new, fun feature for this year is we're asking everyone to bring a photo of you as a youngster celebrating the holidays. We'll try to identify one another while sharing refreshments and getting to know more about our fellow quilters! Members will be invited to share their special holiday traditions and experiences.

Back by popular demand is the Quilters' Holiday Flea Market where you can do some shopping and support other members. Sellers must sign up by calling or emailing Joanne Guillemette (862.0915 or sewbiz57@gmail.com). The cost is \$5.00 per person. You can have your own 8 foot table or share it with a friend. Items being sold can be new or used, books, crafts, fabric, notions, etc.. This is a great time to sell your wares. Come support the group and do some holiday shopping.

We'll be starting our hospitality time earlier this year so if you can, join us at 6 p.m. We'll have a short business meeting along with our special activities and show and tell. This is a good time to don your holiday finery, do a little shopping, and mingle with friends new and old. For show & tell, we would love to see those holiday projects you have made. You may bring a sweet or savory to share. And please remember to bring a photo!

In the meantime, I'd like to wish our Guild Members a Happy Thanksgiving and a Happy Hanukkah

Marty DelNevo

### Dir.to St. John Vianney Church, 160 Hinesburg Rd, S. Burlington!

St. John Vianney Church is on Route 116 (Hinesburg Road) between Kennedy Drive and Williston Road. If you are coming from Burlington, turn RIGHT on to Hinesburg Road. The Church is on LEFT just before the Catholic cemetery. Enter the parking lot on the **right** side of the church and drive to the back and turn left. Our meeting is in the new building that is in the far end of the parking lot. DO NOT GO TO THE CHURCH!! Meeting is in the Parish hall.

2013-2014 Officers & Committees

President – Marty DelNevo  
 VP – Connie McDonald  
 Past President—Karey Young  
 Secretary – Barbara Carter  
 Treasurer – June Sweeney  
 Program Co-Chairs – Janet Brunet & Pat Hechmer  
 Membership: Karey Young  
 Webmaster: Priscilla Roehm  
 Quilt Show Chairman: Barbara Carter  
 Librarian – Jenny Russell, Kat Salemno  
 Community Quilts – Janet Jaffe  
 Quilt Retreat – Teela Dufresne  
 Quilts of Valor Raffle – Ruth Whitaker  
 Photographer – Angela Miller  
 Historian – Joanne Guillemette  
 Storage Area – Linda Lees and Claire Graham-Smith  
 Raffle Blocks – Sue McGuire, Caroline McCray, Jeanette Mann  
 Info Booth – Pam Farnsworth  
 Bus Trips—Jeannette Harrison  
 Green Mountain Rep – Mitzi Oakes  
 Sunshine – Sue Rivers  
 Newsletter—Esther Nui

Sharing A Thank You Note

Teela Dufresne wants to share the note below with the rest of the Guild members:

Dear Connie,  
 A short note to thank you for choosing KOO-105 and WJOY to promote this year's Quilt Show. Wishing you and the Champlain Valley Quilters much success!  
 Thanks again,  
 Kate Lanza  
 WOKO-WKAL-WJOY

Holiday Flea Market

During last year's Holiday Party, we held our 1st ever Holiday Flea Market. People said we should bring it back again this year. So on December 3rd, we will have our Sweet n Savory delights, as well as our Holiday Flea Market.

For those of you that would like to "rent" a table to sell your wares ( new and old items) the fee is \$5.00 per person. For any questions or to reserve your space please contact Joanne Guillemette (862.0915) or [Sewbiz57@gmail.com](mailto:Sewbiz57@gmail.com) (please specify if you want 1/2 or full table.)

Joanne Guillemette

**COMMUNITY QUILTS****UPDATE**

At last month's workshop we quilted 11 quilts and completed a grand total of 13. It was a smooth, efficient operation with good food, good humor and good people. Thanks to all who participated. Special thanks to Rita of Thread Connections for bringing her quilting machines. **Next Workshop: Sat., February 5**

**`TIS THE SEASON FOR GIVING!!!**

Need encouragement to finish the Community Quilt you began two years ago? This is our busiest time. In 2012 we donated 50+ quilts during December alone. Please bring quilts for donation to the December meeting or contact me to make other plans.

Questions? Contact Janet at [janetejaffe@gmail.com](mailto:janetejaffe@gmail.com)

## **Champlain Valley Quilt Guild Minutes, November 5th, 2013**

President Marty DelNevo welcomed everyone to the meeting held at Saint John Vianney church. Program co-chair Janet Brunet introduced Pam Weeks, curator of the New England Quilt Museum who presented a lecture on Soldiers' Quilts from the Civil War. She showed slides of known quilts and told us many interesting facts. She also answered many questions from members and guests.

After the break, Barbara Carter Quilt Show Chair gave a report on the 2013 Show. She thanked all the people who had worked on or participated in the Show in any way. Special thanks were expressed to Andre Emmel, Sue McGuire and Anne Standish, whose special exhibits were all well received. Marty added her thanks to all the people who helped with the basket raffle. She urged people to think about the possibility of taking on the job of chairing the show next year in our thirty fifth year of being a guild.

The minutes of the October meeting were adopted on motion of Teela Dufresne and Joanne Guilmette. The December meeting will also be held at St John Vianney and will start at 6:00 pm. Joanne Guilmette presented information about the flea market which will be part of the Holiday party. Tables will cost \$5.00.

Community Quilts chair, Janet Jaffe reported on the workshop held in October. There were not many present but they accomplished a great deal. Rita Glidden taught people to use a long arm machine and 11 quilts were quilted. 13 additional quilts were finished. Next month a lot of calls for quilts will be donated and Janet requested help delivering quilts in Burlington.

The name tag raffle winner was Joanne Latrell and she was given her prize by Pam Farnsworth. Sue McGuire and Jeanette Mann displayed the raffle block for January and presented Anne Standish with five turkey blocks. Marty described her visit to the Green Mountain Guild meeting and offered to take members to the Spring meeting. She said they are looking for ways to reorganize.

The meeting was adjourned on motion of Linda Lees and Betty Packer. Show and Tell, this evening featured several memory quilts made for Alzheimers patients.

Barbara Carter

### **To All Fellow Guild Members:**

Please stop by the Membership table for:

**Membership cards,**

**Name tags,**

**New member packets.**

**A copy of the Membership list**

See you at the December Guild Flea Market.

Karey Young, Membership Chair

### **Congratulations to Hope Johnson**

For the third year, guild member Hope Johnson's fiber art work has been juried into the Jackson Gallery's Sixth Annual Holiday Show "Original Works by Local Artists", November 15th through December 31, 2013. The show features the work of twenty-eight local artists in a variety of media and styles. Hope will be showing honey bee-themed small framed quilts, applique napkins and postcards of larger works to benefit the Town Hall Theater in Middlebury. For more information please contact the Carolyn and Will Jackson Gallery at Town Hall Theater, 68 South Pleasant Street, Middlebury, [\(802\) 382-9222](tel:8023829222), [jacksongallery@townhalltheater.org](mailto:jacksongallery@townhalltheater.org).



The gallery hours are noon to 5.00pm, M to Sat.

*Appliqued Worker Bee Napkins by Hope Johnson*


## JANUARY RAFFLE BLOCK QUICK CURVED DIAMOND

There will be no December Drawing -- This block is due for drawing at the January, 2014 Meeting

This is an easy and fun block to make, enjoy...


**Fabric** -- For each block choose a light and dark fabric in the same color family (we used green here).

**Cutting** -- 3 1/2 x 6 1/2" oblongs  
Qty 2 of dark fabric  
Qty 4 of light fabric




**Layout** -- Fold Dark fabric in half lengthwise right sides out  
No need to press.  
Sandwich dark fabric between 2 light oblongs with folded edge toward the middle of lights (up in pic)  
All raw edges should line up with one another

**Sewing** -- Sew 2 lights together on long edge (1/4" seam) with the folded dark fabric between them  
Press away from the dark fabric.



**Next** is the cool part.

Open the fold of the dark fabric, creating a triangle. Make as even as possible and press flat. Repeat all above for 2<sup>nd</sup> set.



**Sew** your 2 sections together along edge with dark triangles.  
Press this seam OPEN to reduce bulk.

Turn down each folded edge creating a slight curve and topstitch with matching thread.

**Add** a button if you would like.



Final Block should measure  
4 1/2" x 11 1/2" Unfinished

As usual, the more you make the more chances you have to win the entire batch.  
Have fun, good luck at the drawing.



### Meet Janet Jaffe, Community Quilts Chair

I am married and live in rural Westford with my husband, 3 dogs, 2 cats and 4, very unfancy sewing machines. I made my first quilt when my nephew was born 30 years ago. It was made of silks, satins and velvets, embellished with appliqued juvenile designs, backed with caramel-colored gingham. My sister-in-law, (who, in her defense must've been 22 at the time) actually *used it as a baby quilt*. You can imagine how long it stood up to the abuse and repeated laundering.

I didn't quilt again until 13 or 14 years ago after we moved from Sausalito, CA to VT. I've made about 35 quilts since then. Maybe 30 have been bed quilts and given as gifts. I completed my last bed quilt over the summer (a wedding gift) and am looking forward to working on much smaller projects.



I'm fearless when it comes to color. Color is not only my starting point, it's how I navigate my way through the quilting process. I am more naturally skilled at design than precision work. Traditional is not a word I would ever use to describe my quilting aesthetic. Very early on, I stumbled upon "Liberated Quiltmaking" by Gwen Marston. Her influence on how I think about quilting cannot be measured.

If I am absolutely smitten with a pattern or an idea, I will occasionally risk boredom and venture into precision work—but not without the support of others! Luckily for me, my guild involvement over the last 3 years and the friendships it's spawned have turned me into a much stronger quilter. You can't go to quilt camp twice a year or sew with Marty most weekends and not learn either the right way or an even better way to do things.

As a result of having quilting friends, I've been exposed to ideas and techniques that are causing seismic shifts in my quilting sensibilities. I've learned to use a long arm machine and to do my own quilting. I now find myself considering quilting options as I contemplate (but before I actually begin) new projects. I wouldn't want it any other way.

I also had great fun with a thread painting project and am pondering the subject for my next composition. A quilting project without sewing seams—who knew? There's always something new to learn, to try or to share. Quilting with others has been nothing short of life changing for me.

### A Brief Gallery of Janet's Quilts



## Programs Search Committee

Do you have a favorite technique that you would like to share with the guild? We are looking for folks to volunteer to give demos before guild meetings and at break time. If you'd like to volunteer, please contact Program co-chairs, Janet Brunet or Pat Hechmer, [programs@cvqgvt.org](mailto:programs@cvqgvt.org). Thanks to Gerry Hardy and Teela Dufrense for their wonderful demos this Fall.

### Plan Ahead:

#### Tuesday January 7, 2014 June Bugbee (Vermont)



June Bugbee, former owner of "Sew Many Treasures," where the staff was known for their helpfulness and sense of color design, has loved her time exploring the many fabrics that they carried in the shop. Married and mother of three, June has a degree from New York school of Interior Design as well as a BA in English Literature. Now, just one credit shy from becoming a national APQS quilt appraiser, June says quilting gently feeds the desire of the heart!

#### Tuesday January 7, 2014 Lecture – Conversations in Cloth

In her lecture, June welcomes us to a hands on walk through quilt history. Listen to our fore-sisters who stitched away through laughter and tears as they lived their lives. Sound familiar? Explore the many quilt origins - from England, Holland, and France. Discover how our fore-sisters brought us not only their quilts, but their colorful heritages. Enjoy their stories. Touch the quilts and know that they, like us, felt the need to create as a way to mark their walk in time.

#### Tuesday February 4, 2014: Nancy Graham (New Hampshire)

<http://www.fiberbird.blogspot.com/>

#### Tuesday February 4, 2014 Lecture/Demo – Surface Design Techniques



Nancy specializes in fabric stamping using common household and found objects. Nancy will lecture and do a brief demo on leaf printing. She will bring several art quilts that showcase a variety of her textile design techniques. The quilts are comprised of fabrics that she has hand dyed, batiked, stamped & printed, stenciled etc. She creates her own stamps and printing tools using very simple supplies & found objects. Nancy will have lots of these on hand and will discuss how you can use them to make your own unique fabrics.

**Wednesday February 5, 2014 Workshop - Stamping and Printing Techniques**

Nancy Graham will offer a workshop on fabric stamping and printing techniques. She will share "Tons of time-tested, tried & true, terrific textile tips & techniques for the timid, trepidatious & truly terrified".

**Time:** 9:00am – 1:00pm

**Cost:** \$40

**Location:** Essex United Methodist Church

119 Center Road (Route 15) Essex

**CVQG Programs At a Glance 2013-2014**

For more information about our Programs, see our website [www.cvqgv.org](http://www.cvqgv.org) or stop by the Programs table at the meeting. We welcome your suggestions. Janet Brunet & Patricia Hechmer, Program co-chairs, [programs@cvqgv.org](mailto:programs@cvqgv.org).

**January 7, 2014: June Bugbee**

**February 4, 2014: Nancy Graham**

**March 4, 2014: Anne Standish**

**April 1, 2014: Gyleen Fitzgerald**

**May 6, 2014: Rayna Gillman**

**June 3, 2014: Annual Potluck and Teacup Auction**

Champlain Valley Quilters' Guild – February Workshop Registration

Name \_\_\_\_\_ Check #s \_\_\_\_\_

Email address \_\_\_\_\_ Phone \_\_\_\_\_

\_\_\_\_ Wed, Feb. 5 Nancy Graham Fabric Stamping and Printing \$40

\_\_\_\_ Member                      \_\_\_\_ Non-member

Payment is required at time of sign-up. Please write separate checks for each class and make payable to CVQG. Sign up at the meeting or, after confirming availability, mail to:  
 Janet Brunet, 60 Mills Point Road, Colchester, VT 05446  
[programs@cvqgv.org](mailto:programs@cvqgv.org)

*Workshop Cancellation Policy: A refund will be given only if a) the paid student cancels one month or more before the workshop or b) the slot this person has paid for can be filled from the waiting list or c) the workshop is canceled.*



### **November Board Snippets**

#### The Board

\*\*\*\*discussed the value of the materials stored in the Community Quilts storage shed and how much we should have in insurance to cover them

\*\*\*\*agreed to proceed with a plan presented by Jenny Russell to have some patterns for members to borrow from the library

\*\*\*\*decided to continue to publish a hard copy of the membership list rather than have an email list

\*\*\*\*discussed plans for the Holiday party

\*\*\*\*heard from program co-chairs Janret Brunet and Pat Hechmer about a workshop by Anne Standish

Barbara Carter

### **New England Quilt Museum**

The New England Quilt Museum, located in Lowell, Massachusetts has done an exceptional job of accomplishing its mission to preserve, protect and promote the art and craft of quilting. Declines in philanthropic support have challenged them to meet their operating needs and the museum staff is reaching out to regional quilt guilds for support. Instead of a raffle this December meeting, our guild will be collecting donations for the museum. If you prefer to donate on your own or would like to become a member of the museum, please visit their website: <http://nequiltmuseum.org>. To keep informed of many events and exhibits held at the museum, consider subscribing to their monthly newsletter. A visit to the museum, coupled with a visit to the [American Textile History Museum](#), also in Lowell, makes a very nice weekend trip.



### **The Last Word About The Quilt Show**

I was touched by the reception you gave me at the November meeting. You will see a financial report on the opposite page in this issue, The results are less than half what we hoped for. This is completely due to the small number of paid admissions we had that weekend. This of course affected everything, especially the raffle quilt. But, on the good side, if not the great side, we put on a terrific show, and gave a lot of people great pleasure.

I have a black plastic soup ladle, and a Canon camera case which were left behind at the show. If they are yours, send me an email and I will figure out how to get them to you.

Barbara Carter      bacarter64@comcast.net

### **Newsletter Guidelines**

You will find guidelines to newsletter entries on the website under the heading of Newsletters. It lists actions you can take to make it easier to put this newsletter together. Deadlines are the 15th of the month. The Board decided that it was easiest to remember the 15th. This does mean some hustling if the Tuesday meeting falls on a later date of the month. If you cannot make the deadline, please send an email to [newsletter@cvqgvt.org](mailto:newsletter@cvqgvt.org) I try to get the newsletter ready to be printed and on the website between the 20th and 22nd of each month. There are times my personal timetable will cause me to request you observe the deadline very closely but I will inform you when that happens. Thank you for your cooperation and understanding. As usual I am open to all suggestions for changes.

Esther Nui



**Champlain Valley Quilt Guild**  
**Quilt Show**  
**Profit Loss**  
 July 2010 through June 2013

	<u>Jul '13 - Jun 14</u>	<u>Budget</u>	<u>Jul '12 - Jun 13</u>	<u>Jul '11 - Jun 12</u>
<b>Income</b>				
Admissions	2,192.00	4,000.00	3,074.00	2,598.25
Advertising	125.00	500.00	75.00	150.00
Contribution - Inkind	0.00	0.00	0.00	87.39
Craft Table Income	195.00	1,225.00	698.25	634.00
Raffle	2,978.00	4,000.00	4,334.00	3,176.19
Registrations income	781.78	1,000.00	700.00	855.00
Silent Auction	1,135.00	1,800.00	1,162.00	1,363.00
Vendor fees	2,810.00	2,890.00	2,200.00	2,510.00
<b>Total Income</b>	<u>10,216.78</u>	<u>15,415.00</u>	<u>12,243.25</u>	<u>11,373.83</u>
<b>Expense</b>				
Advertising expense	1,117.50	1,500.00	1,386.74	905.75
Catalogs	535.96	400.00	275.00	331.84
Craft Table Expenses	156.30	920.00	506.60	505.60
Decorations/display	524.55	175.00	309.08	293.44
Discretionary	0.00	300.00	0.00	0.00
Donation	50.00	0.00	0.00	0.00
Insurance	314.00	300.00	250.00	300.00
Judges	1,786.84	1,800.00	1,077.40	1,833.49
Luncheon, judges	127.88	200.00	210.61	192.23
Office Supplies	0.00	250.00	69.38	76.56
Raffle expenses	80.64	200.00	68.00	347.67
Reception	100.00	100.00	103.39	35.31
Registrations	0.00	100.00	0.00	132.39
Rentals	3,250.15	3,000.00	3,138.45	2,506.58
Ribbons	75.00	250.00	0.00	52.89
Scavenger	13.49	100.00	21.22	22.49
Silent auction expense	24.31	50.00	0.00	8.50
Special Display	0.00	200.00	324.00	388.79
<b>Total Expense</b>	<u>8,156.62</u>	<u>9,845.00</u>	<u>7,739.87</u>	<u>7,933.53</u>
<b>Net Income</b>	<u>2,060.16</u>	<u>5,570.00</u>	<u>4,503.38</u>	<u>3,440.30</u>

Respectfully submitted,  
 June Sweeney  
 Treasurer



# YANKEE PRIDE QUILTS

9 Main St, Essex Jct, VT  
(802) 872-9300  
[www.yankeepridequilts.com](http://www.yankeepridequilts.com)

Great service, reasonable prices

Stop in and see us! We've always got new inventory – books, notions, and fabric galore!

## December Sales

**Dec. 7 & 8:** 20% off red fabric

**Dec. 14 & 15:** 20% off batting

**Dec. 21 & 22:** 20% off blue fabric

**Dec. 28 & 29:** 30% off Christmas fabric

## New at Yankee Pride

Jefferson County by Windham

Tadashi by Red Rooster

Out of This World by P&B

Sunrise Batiks by Timeless Treasures

Yankee Pride will close at 3 p.m. December 24,  
and will be closed December 25 for Christmas.  
Enjoy your holiday!

Yankee Pride will be closed December 30 for  
inventory. We will also be closed December 31  
and January 1 for New Year's. We will reopen  
with our regular hours on January 2, 2014.