



Champlain Valley Quilters Guild

February 2020




PRESIDENT'S MESSAGE

February brings us a noticeable increase in light, and many reasons for us to gather as quilters, friends, learners and teachers. Sew-ins, mini workshops, constructing our raffle quilt for 2020, planning the quilt show. I love it all.

I am pleased to announce that we have 10 new members so far this year. Welcome to all of you! We want to get to know you. I hope you find a home in our guild, a home that inspires, encourages, and appreciates you.

Our programs are a vital part of what we do. We bring in talented teachers to lecture and lead workshops to expand our skills and our creative horizons. This requires some scouting. The programs committee is in dire need of someone to step up and help out with the logistics of recruiting and hosting these teachers. Barbara Newman is stepping down, and Caroline Juneau needs help. Please help out now so that you can learn the ropes with two mentors. Please help to ease the fatigued expression on Caroline's face. You'll receive collective hugs and kisses from the board, and a bit of French from Caroline!

Anne Standish



FEBRUARY 4 MEETING—DEMONSTRATIONS BY OUR GUILD MEMBERS!

February's meeting will feature 3 mini workshops that will be able to be viewed on the big screen. Beat cabin fever by coming to learn some tips and techniques from three of our talented guild members:

Carol Bloomhardt will demonstrate creating several flying geese at a time.


Ruth Whitaker will show us some great pressing techniques and strategies.

Sue McGuire will instruct us in how to make a flanged binding.

You won't want to miss any of the fun.

MARCH 3, 2020 LECTURE BY RICHARD CLEVELAND – now is the time to gather your antique quilts!

Please plan now to bring an antique quilt to guild. Vermont's own Richard Cleveland will be speaking on antique quilts, your antique quilts! Richard is co-founder of Vermont Quilt Festival and has been active for many years in the Vermont Quilt Search. Richard is co-author of the book, *Plain and Fancy*, which is a chronicle of Vermont quilts. Take advantage of his expertise to learn about your antique quilt or top.



OUR HOBBY IS BIG BUSINESS!

You are a member of Champlain Valley Quilt Guild, but you are also a member of a much larger quilting community. In 2017, the latest year for which I could find statistics, there were somewhere between 7 and 10 million quilters in the United States. We spent \$3.7 billion! Maybe you're also a member of the subgroup described as dedicated quilters. In that case you spend more than \$500 per year on quilting-related purchases. Dedicated quilters represent 16.4% of all quilting households, and account for 72.2% of total industry expenditures, spending an estimated \$2.4 billion to \$2.6 billion in 2017.

WHO IS THE DEDICATED QUILTER?

- Female
- 63 years old
- Well educated (70% attended college)
- Affluent (\$95,900 household income)
- Quilting for an average of 19 years
- Spends on average \$3,363 per year on quilting
- Quilting style(s): 85% prefer traditional quilting, 20% art quilting, and 37% modern quilting

To see the complete study, go to https://www.google.com/url?sa=t&rct=j&q=&esrc=s&source=web&cd=3&ved=2ahUKEwjAlda81vnmAhXLzd8KHcNcCiUQFjACegQIBBAC&url=https%3A%2F%2Ffabshopnet.com%2Fwp-content%2Fuploads%2Fdownloads%2Fqia_summary.pdf&usq=AOvVaw1yfEY4dI-BYPiRrIFOB5Bi

Catherine Symchych, Membership Co-Chair



WHAT IS A ROUND ROBIN?

Just in case you have never heard of a Round Robin, let me explain. A Round Robin is a quilt that you make with a group of quilters. Everyone starts by making a single quilt block. There is often a recommended size for the first block to make things more consistent, but this is up to each group to decide. During each guild meeting you pass the block with your new border to the next person in the group. So you always go home with a new quilt to work on. If you are unable to get to the meetings, you will need to contact the people you are supposed to exchange with and arrange to do the hand off in time for everyone to be able to work on the block



before the next meeting. At the end of the designated time frame (the length of time for the Round Robin is based on the number of people in each group) you will get your original block back with additions from each member of the group. You will then have an extra month to finish off the quilt and bring it in for show and tell. We generally put the names of everyone who wants to participate into a hat and draw out random names. This lets you interact with people you might not usually get a chance to talk to, and hopefully make new friends. There are not a lot of hard and fast rules; most decisions can be made with your group. I am including the main rules that I think are important below.



- 1) This is meant to be fun and also be a chance to meet new people.
- 2) Please only add to others' quilts. This is an opportunity to challenge yourself to work with someone else's color palette and aesthetic. Try to add a border that works with the quilt you are working on, rather than trying to change it into something that you like. Remember that this won't be your quilt in the end, and we want to give our friends something they will enjoy when all is said and done. Do not cut up or cut off what other people have done. You do not always have to add 4 borders, but even if you want to add an applique design to the quilt, please make sure to do it on the row you are adding, not on top of someone else's. For example, if you like things asymmetrical you could add just one side, or two or 3, or even 4 sides of different widths. Just don't alter the work the people before you have done.
- 3) Be creative.

Continued on page 3

4) If you have some special fabric that you really would like to see used by others, feel free to send it around with your block. But remember that a lot of us (me!) like doing the round robins because they are an opportunity to use up stash fabric.

5) If you want more inspiration, you can go to our webpage and look at the show and tell pictures from our June 2018 and June 2019 meetings. That is when the groups showed off their round robin masterpieces.

6) Most important - Have Fun! I can't say that enough. This is not meant to be another chore added to your list of things to do. It is supposed to be fun. Relax and enjoy the opportunity to meet some new friends and work on something different.

Please contact me - Linda Lane - purplelaner@gmail.com. We will try to get one started in February (March?) if people are interested.



~ Linda Lane

CHAMPLAIN VALLEY QUILT GUILD OF VERMONT

January 7, 2020
Meeting Minutes

7:00 PM meeting called to order by President, Anne Standish

PROGRAM

Caroline Juneau introduced our guild demos:

1-Anne Standish-Mitered Facing. Anne recommends Bluemoonriver.com "How to Face a Quilt"

Anne demonstrated the steps

2-Joanne Lattrell-binding. Joanne showed how to do bindings using Elmer's School Glue or Roxanne Glue Baste. There is a video on our website.

3-Noel Patoine-stippling and meandering. Noel demonstrated this technique. Move smoothly while sewing. This technique works on large quilts because you don't need to turn the quilt and can work on small sections at a time. She wants to note that you should use 40 wt embroidery thread on top because it breaks less.

BUSINESS MEETING

Anne: Asked if there is interest in doing a Round Robin this year. Several members were interested. Linda Lane is point person for anyone interested.

RAFFLE QUILT: Catherine Symchych & Marti DelNevo

This year we will be doing a queen size quilt, a wall hanging (42 x 58), and possibly a bedrunner

This will give more opportunities for winning.

The patterns we will be using are: Small quilt: Change of Events

Queen size: Mountain Retreat

Bedrunner: to be decided

Details will be coming from Catherine and Marti as to when we will start this. The quilts need to be done by the beginning of March.

LIBRARY: Pam Farnsworth

Pam invited everyone to look through the items she brings each month. She tried to bring items that go with our program topic. Also there are frequently new items

BLOCK OF THE MONTH: Carol Bloomhardt & Barb Newman

Carol said the January Blocks of the month: disappearing ninepatch and disappearing pinwheel are being continued to February

MEMBERSHIP: Linda Parks & Catherine Symchych

-Linda thanked everyone for signing in. Marcia Ryan won the name tag raffle

-Chris Wrobel mentioned that it would be great to bring a guest to our March meeting with Richard Cleveland

COMMUNITY QUILTS: Noel Pantoine

Continued on page 4

-Noel showed a quilt donated by Catherine that used couching.
-Noel was not able to bring the batting but you can contact her at noel.patoine@gmail.com if you need any
-our first community sew-in is January 18th at 10:00 AM at St Jude's in Hinesburg

2020 QUILT SHOW: Joann Frymire

-Joann reported that we are still looking into the possibility of a different venue and this will be decided at the next show meeting on January 21 at Yankee Pride at 5:57 PM.
-Many jobs need to be filled so please come to the meeting

PROGRAMS: Caroline Juneau & Barb Newman

-Caroline went over our meeting schedule:

- March Richard Cleveland- bring your antique quilts
- April Beth Maitland: "Quilting Through the Ages": there will be a Bargello Workshop
- May: Alicia Cardoso: Sue Pelland's Leaves Galore Templates: there will be a **SATURDAY WORKSHOP**

-Barb Newman is stepping down as program co-chair next year so they are looking for someone to step up now to learn the ropes. This person could focus on the research part or the paperwork part.


LOBBY LIGHTS: Claire Graham-Smith

Claire reported that we have 18 quilts so far and would like entries completed by the end of the week. Contact Claire for more information

Meeting Adjourned 8:29 PM

Respectfully submitted,
Joann Frymire, Secretery

Quilt Show 2020
October 9-11



2020 CVQGV T SHOW- OCTOBER 9-10-11 AT THE EXPO

I hope everyone has marked their calendars and is ready to get on board to help make this year's show a great success.

Our committee is in need of individuals who can help with the following areas:

- publicity/marketing -this is so important and we want to get the word out!!
- raffle baskets-this is not a difficult job and many members donate!
- demos-we like to have various demos throughout the show and we have many talented members.
- volunteer-think about helping schedule volunteers for the show

Please consider helping out.

This is an important event for our guild-let's show how amazing we are.

Please contact me if you have any questions or want to come on board.

318-2422/ jafrymire@comcast.net

Joann Frymire 2020 Show Chair



2019 RAFFLE QUILT AT HOME!

A letter to Anne Standish from Evelyn Loeb, 2019's quilt winner:

Dear Anne:

I finally was able to get the quilt from my daughter in Burlington this past weekend.

I loved it when I saw it at the raffle, and still feel it is the most beautiful quilt I have ever seen! It is shown on our four poster cherry bed, (which was handcrafted by my husband in 1981).

Our bedroom is long and narrow so that is the best view I could get.

Thanks again for this gorgeous quilt!

Evelyn



Show & Tell January



Bring your "Disappearing Nine Patch" blocks to the February meeting! Directions are on our website and in the December newsletter. You will need 9 four inch squares with good contrast. The center square is a bright "focus" fabric.



Next newsletter deadline: **February 15**
Send articles/pictures to:
newsletter@cvqgvt.org

MEETINGS HELD AT HOLY FAMILY CHURCH PARISH HALL, 36 LINCOLN STREET, ESSEX JUNCTION

Block of the Month—Bring your “disappearing nine-patch” blocks (see December newsletter for directions)

February 4 meeting—Demos

March 3—Richard Cleveland, founder of Vermont Quilt Festival will speak about antique quilts—bring as many as you have (pre 1970) quilts

Gather at 6:30 for social time—meeting begins at 7 p.m.

More January show and tell

