



Green Mountain Quilters Guild

“MOUNTAIN PIECERS”

Spring 2021 Newsletter

Looking Hopeful for Fall 2021 Meeting ...Stay Tuned

President's Message

Hi Again Everyone!

As I write this on Tuesday, March 23rd, my husband is in the operating room having hip replacement surgery. I'm working on a puzzle for this newsletter which helps keep me thinking positive thoughts and helps pass the time.

It has been a long year since we have been able to meet together but with so many people getting their Covid shots, the Governor is loosening requirements for gathering so I think (and hope) we can get together this fall. It sure looks more hopeful that it will happen. Stay tuned. We'll let you know for sure one way or the other.

In the meantime, I've come up with a new word search puzzle to keep your mind busy. It consists of quilt pattern names of flower blocks.

Until we gather again, take care and happy quilting!

Sue

PS The operation was a success and so far, everything is going well.

PPS I hope you find the puzzle fun and engaging.

In This Issue:

- GMQG Virtual Quilt Show Winners
- News from the Quilt Guilds
- Vermont Quilt Festival Goes Virtual
- Support Your Local Quilt Shop
- Meet the GMQG Vice President
- Scrappy Applique Block Exchange
- Flower Quilt Blocks Word Search





2021 Virtual Quilt Show Winners!

What a beautiful display of quilts we had for our virtual quilt show! There were 23 quilts entered in 5 different categories: baby quilts, lap quilts, wall quilts, full size quilts and other types of quilts. Here are the winning choices from votes cast by GMQG members.

Full Sized Quilts



First Place: Franklin County Quilters Guild

The quilt, called *Chocolate and Sherbet*, was made by 3 members of the Franklin County Quilters Guild. It is the guild's 2022 raffle quilt. The quilt is an original design by Sharon Shea Perry of Montgomery. Sharon pieced all the Delectable Mountain blocks. Denise Chase of St. Albans did all the appliqué. Bev Cook of Treasured Moments Quilting, also in St. Albans, quilted *Chocolate and Sherbet* on her longarm. Tickets for this quilt will go on sale this summer.



Full Sized Quilts

Second Place: Tie: both by Laurie Coolbeth



Grassy Creek is the Bonnie Hunter winter 2020 mystery quilt. I love participating in her mysteries, knowing that if I had the full pattern in advance, I would never start it! The colors were not my usual choice, but I went with it and am thrilled with the way it turned out. I did change the final border from just gray strings to add a center of color. Soon to be gifted to a brother turning 60. The hand sewing on the binding was done by my mom Georgette Greaves. 94x94



King size *Improved Amish Shadows* quilt. I first saw this as a wall hanging at the Lone Star Quilt shop in Mt. Hope, Ohio and fell in love. I purchased the fabric a few years ago and finally made it in 2020. I took it back to Sugarcreek, Ohio to a lovely old friend named Katie Yoder. She wasn't sure she could fit it on her frame but managed and was very happy to have such a large project to work on in the first few months of the Covid-19 lockdown. 116x124



Lap Quilts



First Place: Marianne Kotch

I had many pieces left over from making the Bonnie Hunter *Grassy Creek* mystery this year, so I put them together in a "Circle of Nines" setting. I call it "*Vermont Spring.*"



Lap Quilts

Second Place: Sharon Shea Perry



I made this quilt with 3 friends. It's called *Angel in Heaven*. Joanne Sweet, of Essex, Roberta Gilmour, of North Hero, and I worked together to piece the quilt top. The blocks were made for a dear friend, Ann Goergen-Jacobs, who served as president of the Franklin County Quilters Guild for 4 consecutive years. Shortly after stepping down as president, Ann was diagnosed with breast cancer. She never had a chance to make a quilt from the president's blocks she had received from the guild members. We sent the quilt top to another friend, Roseanne Terrill, of Buckeye, AZ, and owner of The Quilted Dove, to longarm quilt it. We gave the quilt to Ann's husband to have in her memory. Ann is our "*Angel in Heaven*" watching over us.


Third Place: Tess Greaves



This is my *Ode to Ash* lap quilt. The batik color palette comes from nature's variety of fall colors found in ash leaves. Each block is a pieced leaf design that represents an actual ash leaf. The blocks are set on point with a pale batik for the setting triangles. I added several borders to get a large lap size. Each block is quilted in an ash leaf design.



Wall Quilts



First Place: Tess Greaves

This monochromatic quilt is made from 60-degree triangles in black, white and gray with pops of teal and lime green. This was the first time I've made this design. It was such fun to make! It was meant to be the background for an appliqué project but the appliqué didn't stand out and I thought it was too cool to be a background. I finished it as is. It's quilted in an echo pattern around each triangle.



Wall Quilts

Second Place: Marti DelNevo



I made this in memory of my husband. The song, "Color My World", by Chicago was popular when we met and became 'our' song. Even though we divorced for personal reasons, not because I didn't love him, and were apart for many years, we came back together in 2005 and had 10 wonderful years together before he passed away. I finished this quilt in August 2020, five years after he passed. I'm glad I wasn't able to work on it earlier because it allowed me to process my grief. Rather than being a very dark quilt, the colors range from black at one end moving into more vibrant colors ending with a bit of purple. As I have moved through various stages, I've gone from anger at losing him and our future to being so very grateful for the 10 years we did have. I still miss him every day but I can see the beauty around me and know that he would want me to be happy even though everything feels tinged with sad-

ness so that's why it still ends with a bit of purple. I chose silk for the richness of color and texture. The 'world', which is applied to the background, has a couple of layers of batting under the silk to make it stand out from the background which is quilted with purple, silver, and gold circular shapes. We both knew we were meant to be together and he always 'colored my world'.



Third Place: Marianne Kotch

Village Quilt. During 2021, I participated in a swap of little house blocks with an online group from all over the world. We each used scraps to make these houses, and I added a few trees to shade them. I machine quilted this quilt closely using a walking foot. This wall quilt is destined for a silent auction to benefit Studio Place Arts in Barre.



Baby Quilts



First Place: Jane Buskey

I made this 34x42 "*I Spy*" quilt with my 10-year old grandson for the baby his 4th Grade teacher is having soon. We included a few textured backings including a section of a recycled sweater, cuddle fabric and flannel for some tactile experiences on the back. Every letter of the alphabet is depicted some way on the front. It was done in the Mock Cathedral Window quilt as you go method.



Other Quilts

First Place: Tie



Ginny Moody - Christmas Tree Skirt from McCall's Quilting Magazine



Chris Maute - A little something I hand stitched around the Christmas holidays to cheer up my mom. This is her standard saying since COVID began! (~3" x 5"; Yes, it has batting in the center, so there are 3 layers.)



Guilds Keep Members Engaged During the Pandemic

by Marianne Kotch

One of the things I've missed most of all during the past year has been connecting with other local quilters. I miss sharing information about patterns, machines, tools, fabrics, and more. I miss the stimulation of show and tell; the "free" table at meetings; discussing our lives and the role quilting plays in them; giving and getting support from people who speak my language!

Email and phone have been OK, but not enough after a while. The Calico County Quilters started meeting monthly via Zoom in February, 2021. How nice it was to see everyone's faces again, and it was fun to see people's homes, works in progress, quilts, and other projects. Despite the difficulty of juggling the computer with hand sewing projects, we will keep Zooming until our small group can sit in lawn chairs outside to work on projects while chatting in person. We hope that will happen in May.

The Heart of Vermont Guild, to which I also belong, has not met since February, 2020, and will not meet in person until perhaps June, unless our usual venue is still unavailable. We are still holding our annual block swap with 23 blocks due on June 1. This year's block is Bonnie Hunter's *Scrappy Trips Around the World*. We also receive block of the month instructions which could result in a COVID sampler for some. There's an optional lottery, too, so that one lucky person is mailed all the blocks for a given month. And with more time on some people's hands, we have been pleased to welcome a few new members.

Checking around the state with quilting friends and guild websites, I found several guilds have been quite busy with virtual activities. Many are meeting regularly, for programs or sew-alongs. Sarah Page of Duxbury reports that the Mad Quilters have not met, but had a few informal get togethers via Zoom while the Champlain Valley Quilters have had monthly sit and sew sessions via Zoom along with regular Zoom meetings, some of which have featured out of state speakers. CVQG has invited members of other guilds to some of those talks and demonstrations, and Suzy Klinefelter of Barre was very happy with the program she attended in February with Gyleen Fitzgerald who discussed her polygon tool.

Zoom does have its benefits in that it allows people and speakers from far away to participate, regardless of weather. Continuing to meet monthly using Zoom, the Maple Leaf Quilters recently hosted a lecture and trunk show on *Mystery Magic Half-Square Triangles* with Tina de la Bruere of Vermont Schoolhouse Quilts in Troy. The group also has a block of the month with lottery and is continuing its charity quilt projects.

Sadly, Bennington's Quiet Valley Quilters' QuiltFest for 2021 has been cancelled, and all of the group's 2021 meetings have been moved online. Bindings, panels, and borders are upcoming topics for those meetings. And the Vermont Modern Quilt Guild continues its Sunday meetings via Zoom, too.





Happenings 2020—2021 at Northern Lights Quilt Guild

Last March, we had our regular second Wednesday of the month in person meeting not fully realizing how quickly everything would change. About the same time we had a board meeting and did make a couple of decisions: 1) get ZOOM for group use, 2) waive dues for the coming year. Almost half of our members have continued to gather around their devices each month. In the beginning, we were tentative in our approach but over time we found that Show and Tell worked best by sending pictures to our hostess/president. The Program Committee began getting speakers from across Canada and the U.S. One of the members became the "gown repair liaison" with DHMC during the time when PPE was in short supply. Several people made hundreds of masks for family, friends and local organizations and schools. Yards of fabric from our Community Service stash were donated to the mask making effort. People shared patterns and elastic.



Our usual spring nomination process and annual meeting were different; but people new to the area have found us and we have gained a few new members. Our newsletter editor became a COVID long-hauler and we have cheered her efforts to get the newsletter out when possible. Our daytime Sew Together meeting on the 4th Monday of each month became a shorter ZOOM get together with some people able to attend who hadn't before because of long distance or work commitments.

We did have our annual fall retreat with modifications. Participation was limited with each person having an individual room for sleeping. The sewing spaces were individual tables spaced a couple of yards apart. Hand sanitizer was available to all and we stayed healthy.

One of our members designed a mystery quilt and has been giving out a step each month January through April.


Our annual challenge was all on line. There were 10 participants. On National Quilting Day, March 20, the Community Service committee held an outdoor event in the park in Lebanon. Masked members were invited to come to a socially distanced time to drop off completed items and pick up projects to work on as well as an opportunity to see some of our quilting friends. Enclosed you will find a few of the Community Service Quilts donated to a local organization.

Many have gotten or are in the process of getting immunized and we are beginning to tentatively hope for a less distanced year as state guidelines will allow. Some people have expressed an interest in keeping some of our newfound ways such as perhaps having ZOOM programs during the winter months in the future.

*Respectfully submitted by,
Jane Buskey
Northern Lights Quilt Guild
Lebanon, NH*



*Community Service
Quilts donated by
Northern Lights
Quilt Guild*





Champlain Valley Quilt Guild of Vermont

Our guild has continued meeting via Zoom. We were fortunate to have only missed our April 2020 meeting due to COVID, and were able to start up Zoom meetings by May. We have been able to have speakers at our meetings including Gyleen Fitzgerald, Susie Monday, and Adele Scott. Each meeting includes social time and show and tell.



In December we even had a holiday Zoom party. We all made holiday masks, shared favorite recipes, had a raffle, and a Secret Santa. We have also continued to have workshops with our members offering classes that were very successful. We invite all quilters to our meetings through social media such as Front Porch Forum and FaceBook.

Each month we have had virtual sew-ins. We have been fortunate to have our members still contribute to our community outreach programs. In addition to the thousands of masks that were made and donated, we have donated all kinds of quilts to various organizations. Our April sew-in is set aside for a pillow case challenge for our hospital.

Thanks to technology our guild has been able to stay in touch and vibrant.

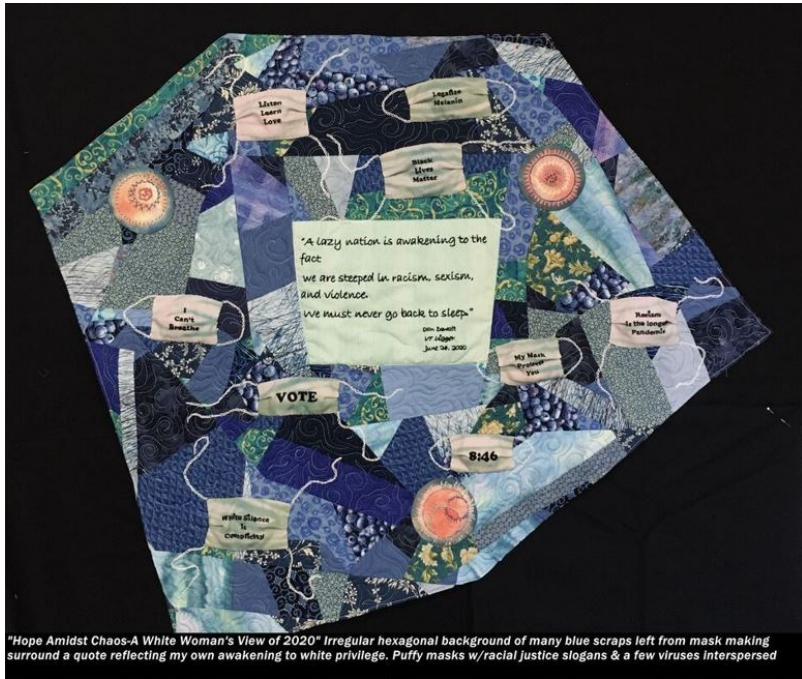
We do a challenge quilt every year. The 2020 Challenge was *Hope Amidst Chaos*. The photos below and on the next page are some of the quilts people made.

We have plenty of show and tell pics on our website, <http://www.cvqgvt.org/> if people want to peruse them or see our upcoming speakers.

Linda Lane
Champlain Valley Quilt Guild of Vermont
Essex, VT



Made by Karey Y.



"Hope Amidst Chaos-A White Woman's View of 2020" Irregular hexagonal background of many blue scraps left from mask making surround a quote reflecting my own awakening to white privilege. Puffy masks w/ racial justice slogans & a few viruses interspersed

By: Anne S. "Hope Amidst Chaos – A White Woman's View of 2020" Irregular hexagonal background of many blue scraps left from mask making surround a quote reflecting my own awakening to white privilege. Puffy masks with racial justice slogans and a few viruses interspersed.



Made By Jo F. "I've never appliqued before, that's the hope. I made the border fabric with all different scraps and machine quilted it randomly, that's the chaos."



Maple Leaf Quilters

Our guild has met via Zoom for five meetings so far this year.

- 1) Discussion with show and tell.
- 2) Three longarm quilter members discussing tips and techniques.
- 3) A past member with her program via Zoom.
- 4) A current member with a quilting technique and tour of her sewing room.
- 5) More expensive, as we got a Zoom meeting from a quilter down south who discussed "color".



For April, we have a zoom presentation from a Vermont quilt shop. We've had increasing attendance each time, but we are still at half member status. Only one new member whose daughter is also a member and her guild up north is not active at this time.

In person meeting plans are on hold, but maybe in the fall. We may still have to zoom them for some reluctant members. We've tried to keep up our block of the month, but only one was successful. For the Christmas block, one member mailed out 30 packets to members she knew have participated in the past. Otherwise, it's been very poorly supported. We have a plan to send out fabric for a spring block to encourage everyone to make a flower, giving them 2 months for completion instead of one. We'll see.

It's been rough because our president left before the year began. Our VP, who works full time as a teacher, has been running the show "and" all of our guild and board zoom meetings. She's been incredible. There are some of us volunteers that continue to step up to the plate, and some, as always who just wait for things to happen. We're hoping we can do a quilt show in 2022 we'll see.

Best to everyone in the guild, I miss you all!

Debie Frohloff

Maple Leaf Quilters

Rutland, VT





Quiet Valley Quilters

The Quiet Valley Quilters have been having their regular meetings via zoom. These include all the normal items each month: show and tell, committee reports, all regular business, then any other items of interest. A monthly program is then given. There have been two mystery quilts offered through e-mail for those interested, which has been very popular.



There are many members that do not participate in the zoom meetings, so getting back to in person meetings would be better. However, the church where the meetings are held is not allowing large gatherings until further notice, so until the church opens meetings will be held via zoom!

Some members who participate in the zoom meetings live further afield and would not be able to attend any in person meetings. So some benefits.

Take care, keep safe!
 Sharon Shorey
 Quiet Valley Quilters
 Bennington, VT



Flower Block Word Search

Find the Flower Block names or group of names from the list. The hidden names can be read forward, backward, up, down, diagonally and in a straight line. Good luck and Enjoy!

Sue Schoolcraft

S	C	A	R	O	L	I	N	A	L	I	L	Y	Y
I	D	C	T	E	K	S	A	B	T	S	D	T	N
R	A	D	A	S	T	E	A	R	S	O	O	E	O
I	I	D	A	T	L	I	L	A	G	R	O	X	E
S	S	A	L	F	O	P	S	W	Y	S	N	A	P
I	Y	H	R	G	F	P	O	A	C	H	G	S	E
T	U	L	I	P	B	O	U	Q	U	E	T	R	S
A	I	I	P	A	D	P	D	O	R	H	D	O	O
M	D	A	I	N	T	C	L	I	X	O	T	S	R
E	H	Y	A	G	E	S	O	N	L	E	I	E	D
L	S	I	R	D	L	O	G	I	R	A	M	B	L
C	H	T	A	P	E	S	O	R	M	I	R	P	I
S	R	E	W	O	L	F	N	E	D	R	A	G	W

BASKET
 CAROLINA LILY
 CLEMATIS
 DAFFODIL
 DAHLIA
 DAISY
 DOGWOOD
 GARDEN FLOWERS
 IRIS
 NOSEGAY
 PANSY
 PEONY
 POPPIES
 PRIMROSE PATH
 TEXAS ROSE
 TULIP BOUQUET
 WILD ROSE
 MARIGOLD



Meet the GMQG Board Members — Lora (Lorrie) Churchill, Vice President

Sue asked me to tell you something about myself. I'll try to stick to my sewing life which tangles in with my family.

I was raised on a Jersey farm and we lived on the other side of the house that my grandparents lived in. This made it very easy to go to Grammy's so she could teach me to sew. When I was nine, I started sewing in 4-H. So then between the two, I sewed a lot of my own clothes, doll clothes, a jacket for my boyfriend (who later became my husband) and finally finished my brother's jacket and it still fit.

I married Ray, also a Jersey farmer and we had three girls. I sewed for the girls all the time: special dresses, costumes for plays, many riding outfits for horse shows and of course costumes for Halloween. During this time, I did make a few quilts. One quilt was tied by four generations with the fifth generation crawling around underneath.

My neighbor and I took an extension course based on the Eleanor Burns *Log Cabin Quilt in a Day*. I made lots of those all different sizes!

The girls got married but I wasn't allowed to sew any gowns. They were afraid I'd be sewing on the train while they were going down the aisle (Ha! Ha!). I did make some flower girl dresses.

Next has been another round of costumes for the grandchildren. Amanda's going to be eighteen in May, then Joey and Samantha. Joey's convinced I can make almost anything. I do my best. All three have been in the 4-H clothing program which I am the leader. Amanda and Joey are into steers and going to fairs all over the place. Samantha's still doing clothing and is a very nice seamstress.

With Covid-19, I have finished some quilts! There is still a lot of stash left for more. I have missed the Shop Hop and my 4-H clothing meetings and my work with the 4-H Foundation and other club meetings.

The Orange County 4-H Foundation is looking for volunteers like YOU to scoop ice cream at our BIGGEST fundraiser of the year!

Happy summer!

Tunbridge Fair, Sept. 13-16 @ the 4-H Ice Cream Booth
2 hour shifts available from 11AM to 7PM each day.
Youth earn a \$5 stipend & FREE ice cream cone for each 2 hour shift worked!

Contact Allison Smith, 4-H Educator at Allison.smith.2@uvm.edu or 802-476-2003 to sign up today.

Somebody said Tunbridge Fair dates are up so things are looking up. That's right, I scoop ice cream in the 4-H booth. We're right by the main entrance to the Grandstand. Hope to see you there!

*Lora (Lorrie) Churchill, Vice President
Sky View Farm
Brookfield, VT*



VQF GOES VIRTUAL

The Vermont Quilt Festival (www.vqf.org) will be virtual this year, with lots of things to do and see from your own home. Come as you are! No need to drag your sewing machine over a big dusty parking lot or leave home at the crack of dawn to register. Bring your lunch or even a glass of wine.

Because VQF isn't constrained by space, travel concerns, and more, it can offer activities for ten full days – June 17 through 27, 2021. Online quilting classes with “big-named” instructors, exhibits, gallery talks, vendor shopping & demos are all on tap.

This year's contest theme is *Common Threads*, and 268 quilts from youth and adults will be included in the contest. The categories remain the same as in previous years – bed quilts, wall quilts, small quilts, miniatures, youth, pictorials, modern, and non-judged. As in past years, there will be a judges' panel on Saturday, June 22, from 6 to 7 pm, led by Kimberly Einmo. If you've never entered a quilt in the show but would like to, this session can be very helpful and reassuring.

Registration for 109 lectures and classes opened on April 2. Instructors will lead their classes online in real-time. Students can ask questions live and share work with instructors and other students, and they may use their laptops, tablets, computers, and phones to join in. Over 40 instructors are in the lineup, many with national reputations and all expert in their fields, such as pattern design, colorwork, fabric design, hand sewing, embroidery, and other techniques for beginners through experienced. Vermont presenters include Richard Cleveland who will speak on Saturday, June 19, from 6 to 7 pm, and Lynn Wheatley who will be teaching several classes during the ten day period.

For details and news as it happens, check the website, vqf.org, for many more details. Hope to “see” you there!



Support Your Local Quilt Shop!

They've been open during much of the past year, with restrictions, including the cancellation of the ever-popular shop hop for two years running. But for many of us, local quilt shops have been a haven of normalcy, offering tools and inspiration to keep quilters statewide busy. While some shops have changed or reduced their hours, they have also branched out to offer mail, home delivery, and curb service as well as expanding their social media presences.



A review of Vermont quilt shops' websites reveals that shops are mostly holding off on planning classes until life becomes more certain. Nonetheless, some have some interesting activities currently happening:

- ❖ Middlebury Sew n Vac's Quilter's Corner has been holding virtual classes in sewing, quilting, and embroidery, mostly machine-related. Check out their calendar at <https://www.middleburysewvac.com/classes--clubs.htm>
- ❖ Barnyard Quilting in Fairlee plans to hold two retreats this year, in May and September, at Purity Spring Resort, Madison, NH. For more information see <https://www.barnyardquilting.com/classes.htm>
- ❖ Norton House Quilting in Wilmington holds a Legacy Monthly Quilting Challenge, encouraging quilters to master a particular technique and show their progress via photos on the shop's Facebook page. March's challenge, half-square triangles, featured a Zoom/Facebook Live workshop presenting three different methods of making this classic design feature. See <https://www.nortonhousequilting.com> for more information.
- ❖ Vermont Quilters Schoolhouse will hold a spring break retreat in early May at Jay Peak Resort. For details see <https://mailchi.mp/e598d9b51504/spring-break-retreat>. The shop also has some mystery projects for sale and a "block party" gathering in April. See <https://www.vtquiltersschoolhouse.com/classes.htm>.

No doubt, business is still lagging at many of our beloved shops, so make a date with a friend (masked, of course) and create your own Shop Hop this spring. For a list of shops, see <http://www.cvqgvt.org/vermont-shops.html>.



Scrappy Tulip Applique Block Exchange

Back in the day when we were meeting in person, we would announce a quilt block exchange that we would bring to the next meeting. Since we are hopeful that we will be meeting this fall, we are announcing a new block exchange!

Cut a 9-inch square of white background fabric. Refer to the applique details below, cut out the various pieces from scrap fabric (note pattern shapes are reversed). Use your favorite hand or machine applique method to make a block. At our next in person meeting we will have a drawing for the blocks. Hope you enjoy!





GMQG BOARD MEMBERS

President - Sue Schoolcraft		
1333 N. Randolph Rd, Randolph, VT 05060	802-728-9064	ronald.schoolcraft1@gmail.com
Vice President - Lorrie Churchill		
404 Churchill Rd, Brookfield, VT 05036	802-276-3385	
Treasurer - Robin Mascitti		
PO Box 131, Plainfield, VT 05667	802-454-8509	rkmascitti@gmail.com
Recording Secretary - Marianne Kotch		
1 Wildersburg Comm, Barre, VT 05641	802-476-4185	mkotch731@gmail.com
Corresponding Secretary and Facebook - Sandy Wilmot		
618 Poker Hill Rd, Underhill, VT 05444	802-488-4031	sandy.wilmot@yahoo.com
Membership - Jan Sherman		
4426 VT Rt 100, Waterbury 05676	802-244-7001	pudderhill@comcast.net
Historian - Robin Gurney		
9 Brigham Circle, Randolph, VT 05060	802-728-9721	robguin@aol.com
Newsletter and Guild Liaison - Tess Greaves		
54 Greaves Rd, Hardwick, VT 05843	802-535-0863	aseasonforquilting@gmail.com
Webmaster - Sandy Wilmot		
Website:		
greenmountainquiltersguild.wordpress.com		
Join us on FACEBOOK!		
https://www.facebook.com/groups/1678830182330328/		

MEMBERSHIP

We are not charging dues for 2020. If you paid dues last spring and your payment was processed, your membership will include the 2021-2022 year. If your payment was not processed, it will be returned to you.

We will discuss dues during our fall business meeting. Stay tuned!

Jan Sherman



Green Mountain Quilters Guild
c/o Tess Greaves
54 Greaves Rd.
Hardwick, VT 05843