

**Meeting returns to Alliance Church!!
HAPPY NEW YEAR TO ALL OUR QUILTING FRIENDS!**

Meeting Location:
Alliance Church
37 Old Stage Rd,
Essex Junction, VT



- 6.30 Gathering time
- 7.00 Announcements
- 7:15 Speaker
- 8.15 Break
- 8.30 Business Meeting
- 9.00 Meeting Ends

President's Address

JANUARY 2013

We are about to begin 2013. Happy New Year to everyone!
Remember that our first Quilt Guild meeting in 2013 for January is the second Tuesday, January 8, 2013. !

The Show Committee will be choosing a "New" Theme for our October Quilt Show in January. Anyone have any great ideas for themes to share for consideration? Things to look forward to in 2013: Saturday, January 12 - Anne Standish sharing her raw edge appliqué; Andre's "Quilts of Valor" Mystery Quilt Challenge ; Tuesday, February 5 - Alicia Cardoza's presentation on the use of Sue Pelland design templates; Tuesday, March 5 - Judy Thomas - Her journey as a quilt maker; Tuesday, April 2 - Susan Brubaker Knapp; Tuesday, May 7 - Dianne S. Hire; Tuesday, June 4 - Tea Cup Auction - We need someone to take over this event. Let us know if you are interested.

So there is no reason to be lonely or bored in 2013. Janet Jaffe has some Community Quilt workshops planned as well. Take your pick of what you would like to do. There is something for everyone! Happy Quilting!

Karey Young, President

INSIDE THIS ISSUE:

- List of Officers 2
- Community Quilts
- Library Notes 3
- Quilts of Valor
- Dec. Minutes
- Sharing Corner
- CVQG Programs 4
- Programs ctd 5
- Programs ctd 6
- Programs at a Glance
- Registration Form
- Magazine Recycling
- Camp Abnaki Dates
- Monthly Raffle
- Block of the Month 7
- Address Label 8
- Yankee Pride Ad

January 8, 2013 : Marilyn Gillis (Burlington, VT)

<http://www.marilyngillis.com/>



Marilyn Gillis is a fiber artist from Burlington whose work has appeared in numerous exhibitions including the 2011 Vermont Quilt Festival "Art of the Quilt" and Shelburne Museum's 2007 "Contemporary Vermont Quilts". She will present a trunk show of her work and will bring hand dyed fabrics for sale.

Marilyn makes art as a visual record of her life, thoughts and feelings. In her work she explores the qualities of color that suggest or produce feelings and ideas. Stitching produces both elements of line and texture at once which is where she begins with surface design. She dyes, paints, and prints fabric and makes silk paper and felt. In this culture of mass production, it is important to Marilyn that her art shows ample evidence of her own hand. Marilyn's ideas emerge from the textiles she creates and works intuitively as pieces evolve. She works without a plan, but within loose parameters that are subject to revision as the design progresses. Marilyn's designs are approached by acting and responding, unbound by constraints of "should" and "shouldn't". A wide range of materials and techniques - whatever works to translate ideas to the piece being made. Marilyn's primary inspiration comes from the beauty of the natural world.



2012-2013 Officers & Committees

President – Karey Young
 VP – Cathi Farr, Kimberley Hess
 Past President—Andre Emmell
 Secretary – Barbara Carter
 Treasurer – June Sweeney
 Program Co-Chairs – Janet Brunet & Carla White
 Membership: Marty DelNevo
 Webmaster: Priscilla Roehm
 Quilt Show Chairman: Barbara Carter
 Librarian – Claire Graham-Smith
 Community Quilts – Janet Jaffe
 Quilt Retreat – Teela Dufresne
 Winter Warmth Raffle – Ruth Whitaker
 Winter Warmth Quilts—Marty DelNevo
 Photographer – Angela Miller
 Historian – Joanne Guillemette
 Storage Area – Linda Lees and Claire Graham-Smith
 Raffle Blocks – Sue McGuire, Caroline McCray, Jeanette Mann
 Info Booth – Pam Farnsworth
 Bus Trips—Jeanette Harrison
 Green Mountain Rep – Mitzi Oakes
 Sunshine – Sue Rivers
 Newsletter—Esther Nui

COMMUNITY QUILTS

Community Quilts is the name we use to describe our guild’s charitable activities. Each year, we donate quilts to individuals and/or organizations in need. There are lots of ways to make a difference. If you would like to volunteer, contact Janet Jaffe at 878-2344 or janetejaffe@gmail.com.

END OF YEAR WRAP-UP

December brought a flurry of quilt deliveries just in time for the holidays to Ronald McDonald House, Fletcher Allen Hospital’s Neonatal Intensive Care, Pediatric and Adult Oncology Units, Women Helping Battered Women, and the Visiting Nurses Association. All together, more than 150 quilts were distributed.

Other service-minded guild members coordinated drives to send quilts south for Hurricane Sandy victim relief. On a smaller scale, one member opted to put into action the combined ideas of charity, community and quilting with a group of elementary school students—and together whipped up a cozy, fleece-backed quilt for donation to a child.

Looking ahead, next year, Community Quilts Workshops will continue to feature mini-workshops on techniques like Free Motion Quilting, Quilt as You Go, Tying, Stitch and Flip and assorted hand work techniques. We also hope to throw some games into the mix, like a Jelly Roll Race. Stay tuned for more details in the coming weeks and months.

A NOTE OF APPRECIATION

To anyone and everyone who’s given of themselves in myriad ways, small, big, obvious or behind-the-scenes. Thanks for all you do.

HOW TO HELP

Volunteers are always welcome and needed. We have bundles with tops, batting, backs and binding waiting to be sandwiched, tied or quilted and bound available for pick-up at most guild meetings. Unable to attend? Please contact us and we can arrange to get a bundle to you.

HAVE A QUILTING SKILL YOU’D LIKE TO SHARE? We’re looking for members willing to demo at our CQ Workshops.

HAVE A FREE HOUR AT HOME? Did you know that two 18” x 18” pieces of soft cotton or flannel stitched together and very sparingly tacked, tied or quilted = one completed premie quilt. No binding, piecing or batting required!

DONATE

2½” strips of cotton fabric cut across the width of the fabric
 Large pieces of yardage for back
 Rotary cutters with replacement blades
 Warm & Natural Batting



Janet’s kids with their Hurricane Sandy Quilt.

We welcome your suggestions and feedback as to how to improve the quality of both our efforts, in general, and Community Quilts Workshops in particular. Please contact Janet Jaffe at 878-2344 or janetejaffe@gmail.com.

Library Notes

A select number of library crates will be available again at this meeting. Volunteers, please bring a few of your crates to the meeting. Thanks. Claire Gaham-Smith, librarian

Quilts of Valor Mystery Quilt starting January 2014.

I will have the first directions to start the Quilt of Valor Mystery at the January Meeting. Just to let you know the colors in the Directions are Red, White and Blue, however you are free to pick your own color wave for this project. The terms light, dark and medium can be substituted for the patriotic colors people think of as a Quilt Of Valor. Please feel free to call me with any questions.

Andre Emmel

Champlain Valley Quilters' Guild Minutes, December 4, 2012

The 2012 Holiday Party was held at Faith United Methodist Church, December 4th. Snack food and drinks were plentiful and delicious, and people nibbled as they visited with friends or shopped the flea market, which seemed to have something for everyone.

President Karey Young welcomed everybody and especially several new members. A moment of silence was held for member Peggy Burbank who died suddenly in November.

The November minutes were adopted as printed on motion of Teela Dufresne and Hope Johnson. Janet Brunet took 42 quilts to New Jersey victims of Hurricane Sandy, and Karey read a letter from her cousin telling stories of their delivery.

Program co chair Janet Brunet announced the workshop in January by Anne Standish is filled but a waiting list has been started and members who want to go should put their names on it in case a second class is held. Andre Emmel announced he is starting a mystery quilt in January to make quilts for veterans. He will supply backing and batting and quilt them. The aim is to send three quilts a month to service members in hospitals in Germany . Quilts should be 55 inches by 65 inches minimum.

The winners of the winter warmth raffle held by Ruth Whitaker were Carroll Albertson, Gail Kreutz and Barbara Carter. Joanne Guilmette announced 50 to 60 dollars were raised by the flea market.

Cathi Farr spoke about delivering quilts to Pace and the Champlain Valley Agency on Aging. Ruth Whitaker showed three preemie quilts, and spoke about talking to a mother of a child who had received a quilt and pillowcase while in the hospital and how much it had meant to the whole family. Rita Bortz spoke about making quilts for two children whose home had burned and how they appreciated having something given to them.

Adjournment was moved by Kimberly Hess and Betty Packer and Show and Tell was enjoyed. More goodie eating, shopping and conversation filled out the evening.

Barbara Carter

Sharing Corner:

Age Quilts, Computerized Quilting Phone : 802-877-2811 Cell: **802-989-3361**.

Charges are by the Square inch or linear inch whichever is cheaper. Thread charges are 2.95 per bobbin. I prefer to do edge to edge, but can do custom quilting for a higher cost. I have an account with Quilters Dream so I can furnish the batting for the standard fee. Andre Emmel

For sale - APQS Lenni quilting machine (with stitch regulator). This machine is about 3 years old and was only used during the last 1 1/2 years. It is on a 12 ft table so it can take any size quilt up to king size. You can learn more about the Lenni at APQS.com or contact guild member Anne Harmon.

CVQG Programs 2012-2013

For more information about our Programs, see our website www.cvqgv.org or stop by the Programs table at the meeting. Janet Brunet & Carla White (Programs co-chairs – programs@cvqgv.org)

January 12, 2013: Workshop with Anne Standish (Cambridge, VT)

Anne Standish has been a CVQG member since 2006 and a quilter since 1985. She works fulltime as a Family Nurse Practitioner in Georgia, VT. She learned the important basic quilting techniques from a group of Mennonite women in central PA. Since 2003, she has focused on art quilts, using the landscape of her community as her inspiration. She bases her landscape quilts on photos she takes, mostly in Cambridge VT. Her style and technique are always evolving. Her current focus is on creating realistic quilted images utilizing a raw edge collage process and extensive thread painting.



Her quilts have won awards locally and regionally. Three of her pieces are on permanent display in the chapel at the Northwestern Medical Center in St Albans. She continues to thrive on the ideas, tips, critique and talent of her fellow CVQG members, especially those she spends hours with at Quilt Camp!

Jan. 12 & Feb. 23 Workshops: Raw Edge Collage Landscape Quilt Design


*** The January 12 workshop has a waiting list only. Currently there are openings in the February 23 class; get your reservations in soon!

Time: 9:00am – 3:30pm

Cost: \$30

Location: United Church of Colchester

This workshop will teach you how to create a realistic 11" by 17" quilt based on a photo of your choice. Simple landscapes without too much foreground detail, and close-ups of flowers or animals work best. I will walk you through my technique of utilizing a black and white copy of your photo to see value and translate that into a compelling and realistic image. Complex shapes and designs are easy because there is no piecing. The entire piece is based on fusible raw edge collage.



February 5, 2013: Presentation by Alicia Cardoza



Alicia is a native of the Boston area relocated to Vermont eight years ago. She began quilting back in the early 80's from hand drafted plastic templates, cutting fabric with scissors, piecing and quilting by hand. Like most of you, Alicia's "come a long way, baby!". Alicia is drawn to traditional patterns using modern techniques – rotary cutters and rulers! She still very much admires hand quilting, but has been working lately to improve her machine quilting skills. She was totally thrilled when her miniature ribbon quilt won not only a yellow ribbon at the 2009 CVQG show, but also Judge's Choice and Viewer's choice.

Join us at the February 5th meeting for Alicia's presentation on her use of Sue Pelland design templates. <http://suepellanddesigns.com/>

March 5, 2013: Judy Thomas (Yankee Pride Quilt Shop)

<http://www.allianceforamericanquilts.org/qsos/interview.php?kid=14-31-C9D>

Join us at the March 5th meeting for Judy's trunk show of her fabulous quilts.

April 2, 2013: Susan Brubaker Knapp (Mooresville,NC)

<http://www.blumoonriver.com/>




Susan is a nationally known fiber artist, quilt pattern designer, and teacher whose work has won awards nationally and locally. Nearly all of her work is realistic in style, and starts with original photographs of the subjects. She uses two primary techniques – wholecloth painting, and fused appliqué – then heavily free-motion thread sketch the surface before quilting.

****Signups for Susan's workshops will begin with the February newsletter.****

May 7, 2013: Dianne S. Hire (Northport, Maine)

Dianne S. Hire is an award winning quilt maker, lecturer, instructor, and author who speaks the language of vibrant color as she uses fabric to create painterly collages.

Dianne's lectures entertain and inform. Her love of teaching is reflected in workshops that students describe as uniquely fun and exciting; she encourages creative freedom bordering on fabric mayhem. You will find her quirky sense of humor refreshing and fun to be around.



****Signups for Dianne's workshops will begin with the February newsletter.****

June 4, 2013: Potluck Dinner and Teacup Auction

Our end of the year program is an auction of goodies and a pot luck dinner

PROGRAMS AT A GLANCE

January 8, 2013: [Marilyn Gillis](#)

February 5, 2013: Alicia Cardoza

March 5, 2013: Judy Thomas

April 2, 2013: [Susan Brubaker Knapp](#)

May 7, 2013: Dianne S. Hire

June 4, 2013: Potluck Supper & Teacup Auction

Champlain Valley Quilters' Guild – Fall Workshop Registration

Name _____ Check #s _____

Email address _____ Phone _____

- | | | | |
|--------------------------------------|---------------------------------|-------------------------------------|------|
| <input type="checkbox"/> Sat, Jan 12 | Anne Standish | Raw Edge Collage | \$30 |
| <input type="checkbox"/> Sat, Feb 23 | Anne Standish | Raw Edge Collage | \$30 |
| | <input type="checkbox"/> Member | <input type="checkbox"/> Non-member | |

Payment is required at time of sign-up. Please write separate checks for each class and make payable to CVQG. Sign up at the meeting or, after confirming availability, mail to: Carla White, 7 Valley Road, S. Burlington, VT 05403
programs@cvqgv.org

Workshop Cancellation Policy: A refund will be given only if a) the paid student cancels one month or more before the workshop or b) the slot this person has paid for can be filled from the waiting list or c) the workshop is canceled.

Magazine Recycling

Here's a chance to recycle your quilting magazines. Each month, you may bring up to five magazines you have read and want to give away, to the info table. Others may find one they want and help themselves. They will be there only one time, so be sure and check often....they are free!! Ruth Whitaker

CAMP ABNAKI RETREAT 2013. SAVE THESE DATES!

Spring Session – April 25 thru April 28

Fall Session – Sept. 26 thru Sept. 29

Forms and prices will be available in early 2013.

Teela Dufresne


Monthly Raffle

The monthly raffle at each guild meeting now benefits the Winter Warmth/Community Quilts program. 6 tickets are still \$5 or \$1 a piece. Someone volunteering to provide items for the Raffle is always welcome. See me at a meeting or call 985-2950. Ruth Whitaker

FEBRUARY RAFFLE BLOCK FRIENDSHIP STAR VARIATION

Block drawing will be at the February Meeting

Here's an opportunity to use some of your orphan 1/2 square triangles if you are lucky enough to have some 2 1/2" (unfinished) ones. If not, we'll start from scratch. These are to be scrappy like all the blocks this season. Pick any colors you would like. We know most everyone can do these in their sleep but here are details anyway.




Fabric -- For each block
one Light, one Medium and one Dark fabric.

Cutting -
Light fabric - Cut 4 -- 3" squares
Medium Fabric - Cut 2 -- 3" squares
Dark Fabric - Cut 2 -- 3" squares
 Cut 1 -- 2 1/2" square

Sewing -
 Mark diagonal line on back of each Light square
 Match each Light background fabric to a Medium or Dark one
 Sew on each side of drawn line using normal 1/4" seam allowance
 Cut on drawn line, you'll have 2 -- 1/2 square triangles per piece

Press -- Press toward dark fabric on light/dark triangles
 Press toward light fabric on light/medium triangles



Trim—Resize to 2 1/2" squares. We recommend the 'Tucker Trimmer' or other ruler with a center diagonal line for accuracy.

Layout Block as shown with Light background fabric toward the outside of the block and Dark 2 1/2" square in the center.

Sew Block - Piece in rows, pressing top and bottom rows to outside, center row to inside. Piece rows together.



Completed block will measure 6 1/2" (unfinished).



Remember, the more you make the more chances you have to win the entire batch. Have fun, good luck at the drawing.

YANKEE PRIDE QUILTS

9 Main St, Essex Jct, VT
(802) 872-9300
www.yankeepridequilts.com

Great service, reasonable prices

Stop in and see us! We've always got new inventory – books, notions, and fabric galore!

January Sales

Jan. 5 & 6: 20% off one notion
Jan 12 & 13: 20% off blue fabric
Jan 19 & 20: 20% off batting
Jan. 26 & 27: Fat Quarter Sale!
All fat quarters are \$1.75!

Shop Hop passports are in!
Get yours now – only \$6.00

Our spring 2013 class schedule will be released in mid-January – check the shop or online for details!

Yankee Pride will be closed January 1 for New Year's Day, and January 2 for inventory. Our regular hours resume January 3, 2013
Enjoy your holidays!

New at Yankee Pride

*Sweet Home from Thimbleberries
*Marmalade from Moda
*Painted Lady Tonga Batiks from Timeless Treasures