

**HAPPY NEW YEAR!
WE ARE BACK IN THE ALLIANCE CHURCH!**

Meeting Location:
Alliance Church Sanctuary
37 Old Stage Rd,
Essex Junction, VT



- 6.30 Social Time
- 7.00 Welcome and important announcements
- 7.10 Speaker
- 8.00 Break
- 8.15 Approval of minutes and other business
- 8.30 Show and Tell
- 9.00 Meeting ends

President's Address **JANUARY 2015**

INSIDE THIS ISSUE:

List of Officers	
Talk with Teela Dufresne	
Guild Minutes	3
Community Quilts	
Programs	4
Programs at a Glance	
Raffle Block	5
Quilt Show Winners	6
Membership News	
Raffle Quilt	
Quilters supporting livelihoods in Ethiopia	7
Sunflower Mystery Block	8
Sunflower Guidelines	9
Label	10

Happy New Year!!

As I'm writing this, there's only 11 days until Christmas and I'm feeling pretty blessed. My Christmas spirit has finally kicked in so I'm looking forward to a few days of baking and wrapping gifts.

Last year's January letter said I had made a resolution to complete all of my UFOs before starting anything new. Well? I completed a few items but I certainly made some new things as well so I think I'll keep that same resolution going for 2015!

Dominique Ehrmann will be our January speaker and I'm certainly looking forward to hearing how she designs and builds her wonderful creations.

I look forward to seeing you all on January 6! In the meantime, I'd like to wish you all a Happy Holiday and hope that you have the opportunity to spend time with loved ones as well as time for yourself to nourish your own soul.

Marty DelNevo, President

For those who love having a "take-along" project or have always wanted to try handwork, Kathy Kenney will demo a new method to hand piece. Before we meet and at break time. Kathy will be giving her demo at a table outside the sanctuary



Tuesday, January 6 **Featured Speaker - Dominique Ehrmann**
<http://pages.videotron.com/quilt/3DEN.html>

From Technique to Magic
 Dominique's 3-D quilts are unique in the world of quilting. She creates in 3-D because that is her creative vision. Her work defies categorization. She'll tell us the story of how she came to create her unique quilts as well as the techniques she uses to "build" a 3-D quilt.

In 2013, her quilt "Come Follow Me" was the winner of many Canadian and US awards. The quilt was featured in the Kathonah Museum of Art as part of an exhibition called: "Beyond the Bed - the Quilt Evolution in America and was reviewed in the New York Times.

NEWSLETTER EMAIL CHANGE!!

Please send newsletter entries to:
newsletter.nui@gmail.com

*Deadline for entries is the fifteenth of the month.
PLEASE BE ON TIME!
THANK YOU.*

2014-2015 Officers & Committees

President – Marty DelNevo
 VP – Connie McDonald
 Past President—Karey Young
 Secretary – Barbara Carter
 Treasurer – June Sweeney
 Program Co-Chairs – Janet Brunet & Pat Hechmer
 Membership: Carla White
 Webmaster: Marty DelNevo
 Quilt Show Chairman:
 Linda Lazarowski
 Librarian – Kim Portalupi
 Community Quilts – Gail Babinger & Carol Thurgate
 Quilt Retreat – Teela Dufresne
 Quilts of Valor Raffle – Barbara Harrison, Andre Emmell
 Photographer – Angela Miller
 Historian – Joanne Guillemette
 Storage Area – Linda Lees and Claire Graham-Smith
 Raffle Blocks – Michele Cummings, Heather Bosen & Katherine Solbert
 Info Booth – Pam Farnsworth
 Bus Trips—Jeannette Harrison
 Green Mountain Rep – Kim Portalupi
 Sunshine – Sue Rivers
 Newsletter—Esther Nui

A Talk with Teela Dufresne about CVQG Retreats

What is a CVQG retreat?

A retreat is a weekend with quilting friends, a chance to leave responsibilities behind and quilt to your heart’s content.

Tell us where and when retreats happen.

We meet at Camp Abnaki in North Hero one weekend in Spring and one in the Fall. The camp is a boys’ camp run by the YMCA. We have a large space for group sewing spaces and meals, and sleep in rustic cabins.

Think a weekend of camping. There is no heat in the cabins, and there is a communal bath house with lots of hot water. We bring our own bedding and towels. We are the first group to use the camp in the Spring and the last in the Fall. Campers can choose to attend from Thursday until Sunday, Friday until Sunday or even for a day. Some members choose to go home each evening and come back for breakfast.

Are meals part of the plan?

Yes, the camp hires a wonderful cook who prepares our meals. They are served buffet style in the dining room area. We bring beverages, some adult choices, and snacks to share. The coffee is on all the time.

How are the days structured?

They are really unstructured. You choose what to bring to sew on and what you want to do. Sometimes a camper will organize a game or maybe a swap or a block exchange. (These are usually planned a camp ahead.) Sometimes we have a masseuse and people sign up ahead. We sometimes play quilters’ scrap and campers would be notified ahead of time what they have to bring. Just as often the evening will be spent sitting together, snacking and chatting.

What do I bring?

Everything you need to sew. We share irons to avoid causing a fuse problem. There are round tables provided and wooden chairs. Many people bring their own table and chair.

How do I find out about quilt camp?

Watch the website and read the newsletter. You can contact me if you have questions. The details of the Spring camp, to be held the first weekend in May will be available sometime in February.

How much does it cost?

The cost varies each camp and will be settled later. The last weekend cost just under \$150.00 for the whole weekend.

What can we do to help you if we come to camp?

Be ready to leave on time and clean up your area and help with the general tidying up. We leave the area the way we found it.

Anything else you’d like us to know?

Come and try camp out. You can drive up and drop in any day. We can feed you if you let us know you are coming. We’ve been going to camp for 16 years....a lot of memories and a lot of fun!!

Barbara Carter

RIDE REQUESTED –CAN A GUILD MEMBER HELP?

Mitzi Oakes would love to have a ride to Quilt Guild Meeting on the first Tuesday of the month. She does not like to ask anyone for a ride, but is there some one who would **give her a call (863-2160)** and offer her a ride? She is in a new location at the Pines just off Dorset Street in South Burlington. So if someone from South Burlington would offer her a ride, that would be great and much appreciated, I’m sure.

Karey Young

Champlain Valley Quilters' Guild Minutes, December 2nd, 2014

President Marty DelNevo welcomed everyone to the Holiday Party held at St John Vianney Hall. Sweets and savories were plentiful and enjoyed by all. Tables were decorated with arrangements made by Hope Johnson and Ruth Whitaker and awarded as door prizes later in the evening. Several members participated in the flea market and many found items to take home.

A short business meeting was held. Kim Portalupi, Librarian, asked to have several people take crates home in case she cannot get to a winter meeting. Adrienne Garneau has volunteered to be the treasurer. Marty thanked June Sweeney for her hard work. She will work with Adrienne to help her learn the procedures. The next board meeting will be December 9th. Andre Emmell, Quilts of Valor chair, asked for help with binding on quilts and several people agreed to take a quilt home.

Discussion was invited about the annual show and the raffle quilt. We will need a raffle quilt committee to get started after the new year to get this planned and made. The raffle quilt is necessary to pay for the programs we enjoy. A show of hands was invited about having a show every year or every other year. The majority of those present liked the every other year idea.

Hope Johnson showed a quilt block which will be made into a quilt to raise money to provide hives of bees to people in developing countries to help families. The pattern will be in the January newsletter and she is inviting members to help by making squares. 94 blocks are needed.

Michele Cummings showed the raffle block for January. Claire Graham Smith pointed out an article in Seven Days. Show and Tell was held, and the eating and chatting finished out a pleasant evening

Barbara Carter, Secretary

Note....the board meeting was cancelled due to the snowstorm

Community Quilts

The months of November and December have been very busy for the Community Quilts Committee. We have distributed over 60 quilts to various organizations with more to be delivered in the next week.

Jane Masenas and Carol Thurgate appeared on the WCAX news on Friday, December 12 along with Linnie Aubin from Birchwood Terrace and Judy Simpson from WCAX. They talked about the fidget quilt project and how important the quilts have been to nursing homes residents and families of the residents. As a result of the show, Community Quilts received requests for fidget quilts for individuals, a donation of fabric scraps from Modern Design to use in the quilts, and a request from someone asking if a member of our guild would be interested in making a quilt from their mother's clothing and mementos. Thank you to Jane Masenas and Carol Thurgate for handling all the requests.

Jane Masenas has typed up a pattern for fidget quilts. It is posted on the CVQG website. If you ever wanted to make a fidget quilt and weren't quite sure how to do it, now is the time to give it a try!

We are planning on having a fidget quilt workshop in January. We will discuss possible dates for the workshop at the January meeting. In order to continue with the fidget quilt project, we are looking for donations of fabric, empty thread spools, keys, large beads and doilies, handkerchiefs or any other appropriate embellishments that can be used on the quilts.

Thank you to all the guild members who give so generously of their time and talents to make the beautiful quilts and help us to distribute them to the community. It is such a pleasure to deliver the quilts and accept the sincere thanks and appreciation from the people who receive them.

Carol Thurgate and Gail Babinger

Community Quilts Co-chairs

Programs Search Committee

Would you like to help select speakers for upcoming programs? Would you like to know how our speakers are chosen? Then please consider joining a Programs Search Committee. Responsibilities include suggesting, researching, and selecting speakers. Meetings will be kept to a minimum. Contact Janet Brunet and Pat Hechmer. Email: programs@cvqgvt.org.

NEXT MONTH'S PRESENTER

Tuesday, February 3

Featured Speaker - Joanne Shapp

Confessions of a Cereal Quilter

Explore the mystery and controversy around Crop Circles with quilter Joanne Shapp. What are these huge patterns that appear in crop fields around the world each year? Are they made by people or is something else going on?

Her slide show presentation explores the history, mystery, and controversy of the Crop Circle phenomena, with aerial photos and pictures taken from within the formations, as well as photos of some of her quilts inspired by the circles



UPCOMING CVQG PROGRAMS AT A GLANCE 2014-2015

For more information about our Programs, see our website www.cvqgvt.org or stop by the Programs table at the meeting. We welcome your suggestions. Janet Brunet & Patricia Hechmer, Program co-chairs, programs@cvqgvt.org.

February 3: Joanne Shapp

March 3: Member Trunk Show

April 7: Meg Cox

May 5: Debby Kratovil

June 2: Potluck Dinner and Teacup Auction

Fun at the quilt show

I really enjoyed our 2014 quilt show! The new location worked well, the quilts were wonderful as always! If at all possible, I would love to see us do it again next year. It is a lot of work, and it is an effort that should be shared by everyone. It also is our mission as a guild, to educate the public and promote the art and craft of quilt-making. We can enter our quilts and choose if they are judged or not. I find the judges' comments to be helpful in telling me what I need to improve, as well as saying what I got right. Let us continue on, and keep on quilting!

Susan Rivers


2014 Show Catalog, raffle quilt tickets, raffle quilt at the Fair

Icy January Blues

From the hills of Colorado, our member Katherine Solbert, sends these instructions for our January Block of the Month. (We ditched the paper pieced block previously selected because we were having great difficulty with the formatting and adhering to copyright courtesy.)

So sew away and avoid the storms! PS any blue will be fine. Keep the corners white.

Cut one 5 inch square in a Blue print. Cut 4 - 2 inch squares of a light print or white.




Draw a diagonal line on the wrong side of the 2 inch squares, corner to corner.



Place the 4 - 2 inch squares in the corners of the 5 inch block. Right sides together. Make sure your diagonal lines touching the outside edge of the 5 inch block



Sew on the diagonal lines and trim off the outside of the corners leaving a 1/4 seam allowance.



Press back the four corners and you are done. Easy Peasy!

2014 CVQG Quilt Show Winners

We would like to say thank you to everyone who entered a quilt into our show in October. They were all beautiful! We are fortunate to have such a varied and talented membership.

We'd like to especially acknowledge those who entered quilts receiving special awards. The awards and re-

Award	Name
Best in Show - Traditional	Rose Orr
Best in Show - Innovative	Helen Irwin
Best Small Quilt	Rose Orr
Best Medium Quilt	Annie Buck
Best Large Quilt	Wendy Thompson
Best Crazy Quilt	Adele Bassett
Best Miniature Quilt	Rose Orr
Best Theme Quilt	Mitzi Oakes
President's Choice	Claire Graham-Smith
Judge's Choice	Joanne Guillemette
VIP's Choice	Sharon Boiselle, Wilma Gatti, Dianne Larrabee, Marya Lowe, Nina Schoch, Carol Thurgate
Vendor's Choice	Marty DelNevo, Betsy Knox, Marya Lowe, Susan Painting, Nina Schoch, Carol Thurgate, Ruth Whitaker, Maureen Yates

Membership News

Our paid membership is way down to 168 guild members. There's a new membership listing that was available in December. Copies will be available at the January meeting as well.

If you don't find yourself on the membership list, you most likely haven't yet paid your annual dues. If you haven't paid for 2014-2015 yet, please make a point to stop by the Membership Table before the start of our January program

Marty DelNevo

Raffle Quilt Committee

It's time to start thinking about next year's raffle quilt! Our raffle quilt is the biggest fund raiser for our Guild. We'd like to see this be a more inclusive activity and have more member input and participation for this important activity.

The committee would be responsible for developing a theme and design (or multiple) for next year's raffle quilt and oversee the construction of the quilt. The group would also be free to brainstorm ideas for showcasing the raffle quilt in additional venues; i.e., other shows, shops, etc., so that the quilt would receive more exposure.

Please let Marty know (878-7457 or msundbyvt@comcastnet) if you'd be interested in participating in this activity.

Marty DelNevo

Quilters Partner in Support of Sustainable Livelihoods in Ethiopia with Bees for Development Sunflower Quilt

In July at the Eastern Apicultural Society Conference in Richmond, Kentucky, I met Dr. Diana Sammataro, retired bee researcher and current member of the Tucson Quilters Guild. We discussed the current plight of the honey bee and I mentioned the idea of making a community quilt to raise funds for honey bee research. Diana, also a veteran Peace Corp volunteer, suggested the nonprofit Bees for Development as a worthy recipient of funds raised from sale of a community quilt.

BfD provides beekeeping training and marketing of related products to enable poor communities develop their own sustainable income and improve their standard of living. According to Janet Lowore, Learning and Knowledge Development Officer, BfD is currently raising funds for a beekeeping center in Ethiopia. For project details and more about BfD please visit beesfordevelopment.org.

We decided to make the quilt project a joint effort of CVQGVT and the Tucson Quilters Guild. The block template and guidelines for the Sunflower Mystery Quilt Block are provided and we are asking guild members to contribute an appliqué sunflower block by February 3rd, 2015. The Tucson Guild's show is in January, so we are extending their block submission date.

Currently, we are in process of working on promotion and sale of the quilt and I will keep the guild informed of our progress in future editions of our newsletter. A big THANK YOU to all who have registered (so far) to make quilt blocks at the holiday guild meeting and to Joanne Guillemette for her invaluable advice on group quilt process and pattern inspiration. If you would like to register to make block or have any questions or suggestions about the BfD Sunflower Quilt, please feel free to contact me via e-mail at vermontquiltbee@myfairpoint.net or call to converse at 802-985-9747.

Happy New Year and Regards to All,

Hope Johnson



Sunflower Applique Mystery Quilt Block

Bees for Development Fundraiser Quilt

Pieces (5 total)

Sunflower:

Two circles, A and B and two 6-pointed petal shapes , C and D.

Use solid or small-scale patterned warm yellow, yellow-orange and/or medium browns and beige (no red, no neon or day-glo hues).

Background:

One 8" by 8" square.

Use solid light to medium shade primary blue hue (no blue-green, no blue-violet)

Guidelines

Use all cotton fabrics. Sunflower fabrics can be solid and/or patterned. If you would like to fussy cut, petals can be made individually.

Match the center of the petal shape with the center of the square. Applique using any technique you prefer. Use only lightweight fusible stabilizer (Wonder Under, Steam-a-Seam Lite), please. No raw edges without stitches.

Fabric can be stamped, painted, and embellished with embroidery, machine or hand stitches, just stay within the lines of the petals- background is to remain solid blue color. No buttons, please.

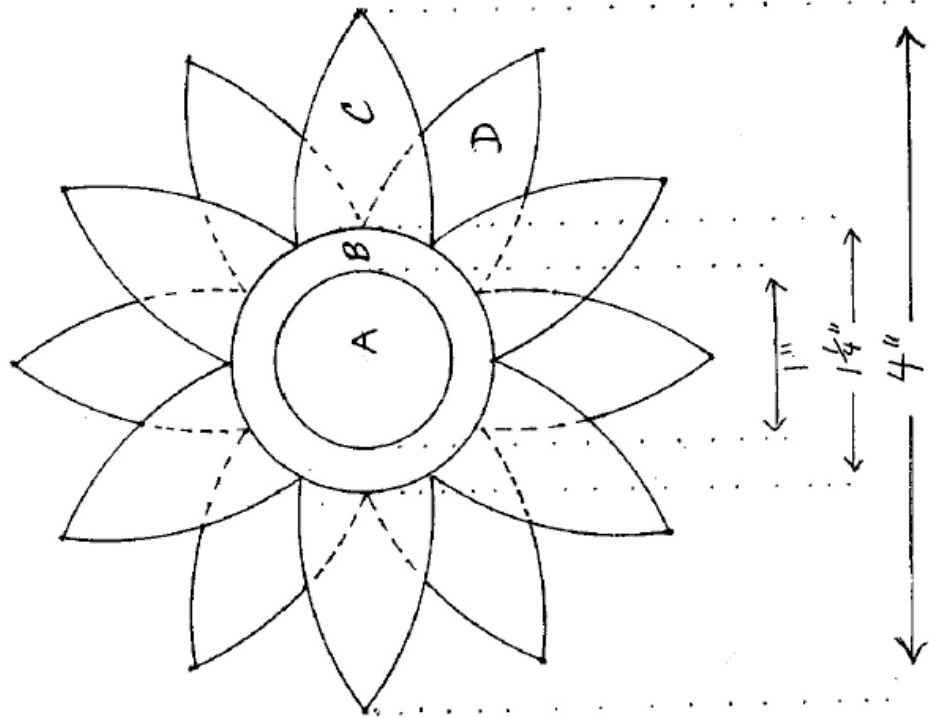
Thank you for your contribution!

Blocks due by February 3, 2015 to Hope Johnson, 802-985-9747

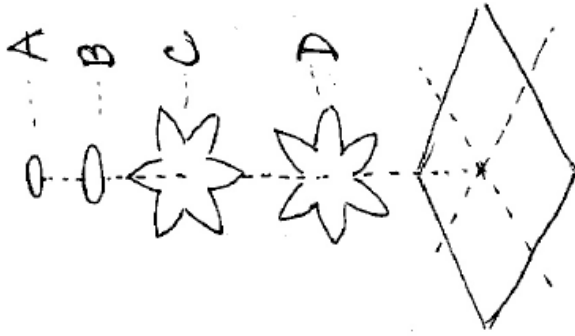
SUNFLOWER MYSTERY QUILT BLOCK

← 8" →

↑ 8" ↓



ASSEMBLY:



HOPE JOHANSON 2014