



Season's Greetings!

Champlain Valley
Quilters' Guild



January 2010

Reflect, Rejoice and Renew

Community quilts

Thanks from Women Helping Battered Women: Your contribution of 2 bags of quilts doesn't just help us change someone's life, it changes your life, for we all benefit from a world free from violence.... Thank you for thinking of WHBW and our service users. Thank you's have also been received from Ronald McDonald House and the VNA.

Thank you everyone for helping make this such a good distribution this Fall. Our number of distributed quilts is 117 as we begin January!! Let's keep on going. During the January meeting we will be celebrating all you "Quilt Angels" who have completed 5 or more quilts for us. Many of you have far exceeded this number!

We will be back to normal at the Community Quilt Table with kits for piecing as well as quilting. Thank you to the volunteers to help with the Lund Center quilts. We will have one to show and will have kits ready for you at the January meeting. I will be in touch with those who volunteered soon.

Looking ahead : March 6th is the date for the next workshop! Mark your calendars.

Shirley Fuller safuller50@hotmail.com

Quilts for Irish Flood Victims



Many of us have Irish heritage and/or a special place in our hearts for the Emerald Isle. Ireland experienced severe flooding in November which caused property damage and evacuation. Irish Quilting Magazine has put out an appeal for quilts, to give warmth back to flood victims. Irish Quilting has provided a quilt pattern for "Disappearing Nine-Patch" but 13-1/2" unfinished blocks and any quilts are welcome. If you're interested in contributing blocks or quilts for Irish flood victims, please contact Laura Clements at 425-3126 or lrquilt@aol.com.

Additional information is available at (http://www.irishquilting.ie/Irish_Quilting/Home.html)

The South and the West were first affected. Closely behind came the midland areas, such as, severely affected Athlone in Co. Roscommon. With more torrential storms this past weekend, the Dublin and Kildare counties are experiencing the same. The number of homes affected in the beginning was tremendous: 500-600. News from County Cork put the displaced families at a staggering 18,000. There will be a number of weeks before many residents will be able to adequately estimate the real damage to their home and belongs.

Inside this issue

Community Quilts.....	1
Helping the Irish	2
Library News.....	2
Quilt Show Committee	2
Wonky Stuff.....	2
2009 Show Pictures.....	3
Stocking Program & Raffle...	3
Mad River Quilt Ad.....	4
(A New Store)	
Think Spring..Think Abnaki..	4
Programs at a Glance.....	4
December Minutes.....	5
President's Address:.....	6
Tip of the Month.....	6
Spring Workshop Reg.....	6
February Raffle Block.....	7
CVQG Programs.....	8 & 9
Yankee Pride Ad.....	10

Library News

Santa dropped off eight new books . Check out the following new titles in Jan.:

Beautiful Borders Backings and Binding, by J. Reber and M. Sindlar

Jelly Roll Quilts, By Pam and Nicky Lintott

More Photo Fun By H. C. Rymer and L. Koolish

Quilts of a Different Color, By I .Bluhn

Rick Tims' Rhapsody Quilts

Simple Start Stunning Finish, Valori Wells

Thread Painting made easy, Terry White

William Morris in Applique, by M Hill

Contact me if you have any suggestions for new books.

Joanne Lattrell



Quilt Show Committee: Open Positions

The 2010 Quilt Show Committee has two open positions for publicity:

The **LONG TERM PUBLICITY** position focuses on publicity from March through August, including free listings on various websites and providing show information to quilt shops and other quilting guilds. We have excellent and complete materials for this position, so it would not be difficult to learn. This position is a good fit for someone who wants flexibility, as much of the work can be done at your own convenience. Beth DeBernardi is happy to mentor a new person throughout the process. If you are interested, you are welcome to call Beth to learn more about it.

The **SHORT TERM PUBLICITY** position focuses on publicity in September and October, including free listings in various community newspapers and also arranging for paid advertisements in the Free Press, Seven Days, and Rutland Herald. Again, we have excellent materials for this position, and Alicia Cardoza will be available to mentor a new person. If you are interested, you are welcome to call Alicia to learn more.

Wonky Stuff!

Winners:


November was Collette Brosseau for seeing the German article and Jen Arey for translating it.

December goes to Alice Bushey who guessed "who" correctly. Thanks to Karey Young for the picture.

Can you find the January wonky item! There may be more than one!



Round 2: Can you guess what I am now? Look on Page 7 of the November Newsletter for the first picture.



2009 Show Photos

Mitzi and her quilts, Nicole with her embroidered chess table and the Green Mountain embroiderer's exhibit, and Andre with his bird quilt.



"With a guild our size, all levels of participation make up a greater whole, leading to a successful program."

Stocking Raffle

The stocking raffle will be held at the January meeting. A nice embroidered bag made by our own Libby Dwinell will be the prize. I am Looking forward to seeing you there. Sally McIntyre

Stocking Program

Fellow members:

I would like to take this opportunity to recognize your participation at the December meeting to fill bags and stockings. The many elves we had helping made light work of filling 100 stockings and 55 bags. Thanks to all of you, there will be many children, teens and seniors receiving a small bright spot during the holiday season.

I also thank you for supporting the program throughout the year. If you buy raffle tickets for the stocking raffle, make stockings or bags, or donate items used to fill them, it all is support. With a guild our size, all levels of participation make up a greater whole, leading to a successful program.

As I have stated before I will be passing off the reins to Donna Johnson, but please do not hesitate to approach her should you wish to. I am sure she will have kits available fairly soon for you to work on through the spring and summer to get a jump on the program for next December.

Thank you, Teela



Quilt Show 2010

Homage to Grandmother

New Quilts from Old Favorites

Our 2010 show planning is underway. The show will be October 30 & 31, 2010 at Shelburne Farms. Thank you to all who worked so hard on the 2009 show! And to those who are coming back again! And to those who are jumping in this year! We'll be meeting (tentatively) on the 3rd Tuesday each month, starting January 19. I'll get a notice out to everyone with the meeting details as soon as possible. Call or email me if you'd like to be involved. See you in January at guild meeting!

Sue Rivers

863-5042

harleysue98@myfairpoint.net





(previously Cabin Fever Quilts)

Opening in January!!

4276 Main Street, Waitsfield, Vermont

Share the passion of quilting with friends new
and old!

Fabric, kits, tools, patterns, classes, and ma-
chine quilting.



Time to think Spring.

Camp Abnaki Dates are:

April 30, 2010 thru May 2, 2010

A sign up list will be available at the January Meeting.

The cost of camp has yet to be determined as the contract
has yet to arrive.

Looking forward to seeing you all at camp.

Sally Mc Intyre

PROGRAMS AT A GLANCE

January 5: Robert Shaw

Lecture – American Quilts: The Democratic Art

February 2: Member Trunk Show – Signifi-
cant Other Appreciation Night

March 2: Member mini-workshops/demos

April 6-8: Sue Nickels


Lecture - Apr 6: **Machine Quilting Tips
and Tricks with Sue Nickels**

Workshop – April 7:
**Folk Garden Borders: Design and Ma-
chine Appliqué Techniques**

Workshop – April 8: **Machine Quilting the
Appliqué Quilt, 1 Day Workshop**

May 4: Cathy Miller (The Singing Quilter)
Performance

June 1: Potluck Supper & Teacup Auction



Champlain Valley Quilters' Guild Minutes....December 1, 2009

The 2009 Holiday Party was held at St John Vianney Church in South Burlington. The tables were decorated with arrangements made by Joanne Guilmette and Pam Farnsworth. Delicious sweets and savories, brought by members of the guild, tea, coffee and punch, were enjoyed by all.

President Joanne Guilmette called the meeting to order and introduced new members. The minutes were approved on motion of Diane Forey and Nichole Challender.

Janet Brunet, co program chair spoke about the upcoming programs. Robert Shaw, who used to be a curator at the Shelburne Museum will be the guest in January. February we will have a members' trunk show. March will be mini workshops and she asked for volunteers to present these. There will be a new format, with members being able to rotate among several workshops.

Treasurer Thea Platt spoke about learning the job as she works. Bills will be paid about every two weeks. She and June Sweeney are going to examine our accounts and perhaps suggest some changes. She said that membership is down so everyone needs to do all they can to help with the financial affairs.

Ruth Whitaker and her granddaughter Emily Gagnon sold the tickets and helped with the draw for the table runner and Christmas basket Ruth made. It was won by Marty Sunby.

Sue Rivers, next year's quilt show chair spoke of her plans. The theme will be Homage to Grandmother, New Quilts from Old Favorites. She asked for a show of hands about the date....October 30th, 31st or two weeks later. The earlier weekend seemed to be more popular. Someone is needed to head up the raffle quilt soon.

Andre Emmell spoke about and showed an example of the January raffle block. Alice Bushey won the 44 blocks for the December raffle.

Wendy Thompson speaking for the Community Quilts committee said that kits will be available again at the January meeting. Volunteers will be solicited to do sashing and tie wall hangings to celebrate the Lund Center's 120th anniversary.

Joanne thanked Show chair Linda Lazarowski for all she did to make the show a success and gave her a gift certificate. The May meeting will be Kathy Miller and we are hosting a bus load of Canadian quilters that evening. She urged members to mingle. There will be no board meeting in December. She reminded members to use her new e mail address.(as in the membership list.)

Nichole Cahlander said she is making 22 more yellow ribbons for winners at the show...they will be done in January.

Stocking program chair Teela Dufresne, explained how the stockings and gift bags were to be filled. She introduced Donna Johnson who will chair the stocking program next year.

The meeting was adjourned on motion of Brooke Conger and Marty Sunby. The stockings and bags were filled, more goodies were eaten, and Quilto, with Hope Johnson doing the calling was enjoyed. The table arrangements and other prizes were awarded.

Barbara Carter



President's address:

I bet there are several of us scrambling to finish our sewing projects, getting gifts wrapped and all our holiday baking done. By the time you read this the holidays will be almost over, and we will be halfway through our guild year.

We have had an incredible start and there are still great things to come.

I first want to thank everyone for all their hard work, and 2nd I want to wish everyone a Happy New Year. A great resolution for next year would be to give yourself more time for quilting. Dedicating time for ourselves is very therapeutic. I leave you with a quote to end 2009. "Art is when you hear a knocking from your soul--and you answer." □ (quote by Star Riches). Like a great painting, quilting is a wonderful medium and it is part of our legacy we leave behind and use to touch the lives of others. Happy New Year to all.

Joanne Guillemette

Sewing tip of the month

This sewing tip is from Annie Smith, our November guest speaker. Make a small design board out of foam core or heavy cardboard. Use Aleene's craft glue and glue some warm and natural cotton batting to the board, let dry overnight. You now have a design board where you can arrange a block, audition some colors, and then take right to the sewing machine and ironing board. We made ours 13"x13" but if I had to do over, I would make them 14" or 15" square. We made nine blocks, as you will see at the next meetings, and I found them to be very helpful. We actually made nine boards, but you can make as many as you like, a couple would work fine. I found that I could actually sew the blocks faster and not get confused in my piecing. We also used, new to the market, fork pins for matching our seams. Very handy indeed. We will probably demonstrate at the mini workshops. See you there.



Champlain Valley Quilters' Guild – Spring Workshop Registration

Sue Nickels

Name _____ Check # _____

Email address _____ Phone _____

Wed, April 7 Folk Garden Borders \$40

Thurs, April 8 Machine Quilting the Appliqué Quilt \$40


Location: (both workshops) United Church of Colchester, 900 Main St, Colchester — Time 9:00 – 3:30 (setup 8:30)

- Member Non-member (Non-members will be put on the wait list, first-come first-served, and will be notified of any openings on March 3.)

Payment is required at time of sign-up. Please write separate checks for each class and make payable to CVQG. Sign up at the meeting or mail to: Janet Brunet, 60 Mills Point Road, Colchester, VT 05446

Workshop Cancellation Policy: A refund will be given only if a) the paid student cancels one month or more before the workshop or b) the slot this person has paid for can be filled from the waiting list or c) the workshop is canceled.

See insert for
Program
Notes!



February 2010 Raffle Block

Optical Sawtooth

Due: February



Use Spring colors to make this block

Make 4 Flying Geese blocks by sewing color 3 and color 1 triangles together. Squared up the geese should be $2\frac{3}{4}$ " by 5"
 Sew row 1 and row 3 to color 3 $2\frac{3}{4}$ " squares to a Flying Geese as shown above.
 Then sew row 2 by attaching 2 Flying Geese to the color 1 5" square.
 Sew the block together as shown in the example above

Challenge: Make a block with **red**, **white** and **blue** and donate it to Quilts of Valor

*** Supply List ***



Color 1 Medium needs: one 5" square and Four $3\frac{1}{8}$ " squares cut diagonally once will yield 8 triangles Medium needs: one 5" square and Four $3\frac{1}{8}$ " squares cut diagonally once will yield 8 triangles



Color 2 Dark needs: Four $2\frac{3}{4}$ " squares Dark needs: Four $2\frac{3}{4}$ " squares



Color 3 Light needs: One $5\frac{3}{4}$ " square cut diagonally twice will yield 4 triangles
Light needs: One $5\frac{3}{4}$ " square cut diagonally twice will yield 4 triangles





CVQG Programs 2009-2010

Please remember to stop at the Programs table at our meetings to get information about upcoming speakers and workshops. Information about lectures and workshops can also be found on our website: <http://cvqgvt.org/>

Janet Brunet & Claire Graham Smith (Programs co-chairs, programs@cvqgvt.org)

January 5, 2010: Robert Shaw

Robert Shaw is a widely recognized expert on American folk art and traditional crafts and the author of such critically acclaimed books as *The Art Quilt*, *Quilts: A Living Tradition*, *America's Traditional Crafts*, *Hawaiian Quilt Masterpieces*, and *Contemporary Art Quilts: The John M. Walsh III Collection*. Bob is one of the leading scholars in the field and wears many hats: author, appraiser, show juror, consultant, art advisor, lecturer... Bob was curator at the Shelburne (VT) Museum from 1981-1994, where he worked with that institution's world renowned collections of American folk art. From 1998-2003, he was curator of special exhibits for Quilts Inc./International Quilt Festival in Houston, and he has curated exhibitions of antique and contemporary quilts at museums and expositions in the U.S., Europe and Japan. <http://www.robertshaw.com/>

Lecture – American Quilts: The Democratic Art.

This lecture is based upon his new book , *American Quilts: The Democratic Art 1780-2007*.

<http://www.robertshaw.com/news.html>


February 2, 2010: Member Trunk Show – Significant Other Appreciation Night

This evening we would like to take the opportunity to thank those significant others in our lives who support us in our passion for quilting – from tolerating/encouraging our shopping habits to helping out with projects such as the quilt show. We invite these important persons to join us for a special program given by several guild members and/or spouses. Be sure to check the February newsletter for a description of our speakers.



March 2, 2010: Mini-workshops/Demos - (Presenters needed!)

A fun filled evening where a number of guild members will demonstrate quilting tools and techniques. We would like to offer short (10 minutes or so) demos to be held on an on-going basis so that everyone will be able to participate in several. Members would be able to just listen or to spend more time practicing the tool or technique. Examples include how to make hexagons, how to create decorative edgings or use a particular quilting tool. If you have a technique that you would like to share with the guild (or if you know of somebody who has one), please contact Janet Brunet or Claire Graham-Smith (programs@cvqgvt.org)



Workshop (1 Day- Wed, April 7)**Folk Garden Borders: Machine Appliqué Techniques** (Advanced Beginner/Intermediate)

Time: 9:00-3:30

Cost: \$40

Location: United Church of Colchester, 900 Main St., Colchester



In this all day workshop, learn Sue's Stitched Raw Edge appliqué technique while creating a folk garden border from Sue's Quilt "Blue Tulips on Pink Skies". Nineteenth century folk art quilts were the influence for this completely machine made quilt. Learn all the details of the technique including bias stems, points and circles. Make your quilts spectacular by adding beautiful appliqué borders. Project can be the start of the quilt or can be made into a small runner... Sue will also include a discussion on how she designs the borders.

See page 6 of news-
letter for workshop
registration!


Workshop (1 Day- Thurs, April 8)

Machine Quilting the Appliqué Quilt (Advanced Beginner/Intermediate)

Time: 9:00-3:30

Cost: \$40

Location: United Church of Colchester, 900 Main St., Colchester



In this workshop explore the options for quilting the appliqué quilt. Outline, echo quilting and designs to enhance this quilt type will be explored. Stipple quilting for the background areas will be covered as well as other interesting options. Also, see what can be added within the appliqué shapes to enhance the quilt. Surface embellishments will be introduced to add interest and texture to the quilt. Students will work on two practice appliqué blocks to learn these techniques. If you love appliqué and have always wanted advice on how to quilt your quilt, this is a perfect workshop for you. [1-Day Supply List ...](#) Students can also bring appliqué quilt tops for discussion on how to quilt them.

JANUARY SPECIAL GUEST

Retired Air Force Colonel, Roseanne Grecco, has offered to share her collection of t-shirt quilts designed from t-shirts collected while stationed all over the world and in the US. Because she had more t-shirts than she could ever wear and because she had purchased them as keepsakes and memories of places and events, Roseanne commissioned Vick Carter to make quilts of her t-shirts. Each of the ten quilts has a distinct theme: European coun-tries, former Communist countries, military bases, women, dogs, etc. "Whenever I show them to others, they are impressed, and them somewhere. I would be happy to share them with your



Who or What am I?



YANKEE PRIDE

9 Main St, Essex Jct, VT
(802) 872-9300
www.yankeepridequilts.com

Great service, reasonable prices

Stop in and see us! We've always got new inventory – books, notions, and fabric galore!

January Sales

Come to our Pre-Inventory Sale!

Jan. 2 & 3: For 2 days only:
all regular-priced fabric is 25% off!

Sat. Jan. 9: 20% off one notion

Sat. Jan. 16: 20% off purple fabric

Sat. Jan. 23: 20% off one book/pattern

Sat. Jan. 30: 20% off all

Batiks/Asian fabrics

Yankee Pride's winter/spring class schedule will be
available in early January – stop in or
check our Web site!

New at Yankee Pride

*Civil War Homefront from Moda

*Old Primrose Inn from Moda

*More Pink & Chocolate from Windham

*Rouenneries from Moda

*Batiks from Hoffman & Timeless Treasures

*New charm packs in spring colors!

**Reminder: Yankee Pride will be closed

Jan. 1 for New Year's Day, and

Jan. 4 for inventory

Happy
Holidays!

