



Champlain Valley Quilters Guild

March 2020

PRESIDENT'S MESSAGE

As we creep closer to the equinox, we are blessed with earlier and later daylight. The shadows are different, there is even a hint of color in the buds. The trees are tapped, and soon my valley will be filled with steam from the sugar houses. March also brings a nearly completed raffle quilt, thanks to so many of you who pitched in and made block construction work days into a party. Thanks to Marti and Catherine for pulling us all together to make a beautiful quilt.


And community sew ins are in full swing -placemats, lap quilts, full sized quilts are stacking up to be given away. Thanks to all.

Richard Cleveland will get March off to a good start, as we gather to listen to his expertise about antique quilts, how to date them, and how to assess them. On March 3, go to town meeting, vote in the presidential primary, then bring a friend to our guild meeting to enjoy Richard Cleveland's wit and wisdom. See you there.



~ Anne Standish

MARCH 3, 2020 LECTURE BY RICHARD CLEVELAND



Vermont's own Richard Cleveland will be speaking on antique quilts! You won't want to miss his entertaining and informative lecture. Richard is co-founder of Vermont Quilt Festival and has been active for many years in the Vermont Quilt Search. He is a co-author of the book, Plain and Fancy a chronicle of Vermont quilts. Take advantage of his expertise to learn about some antique quilts from the collections of our members. Bring a friend!

(If you have signed up to bring an antique quilt please arrive by 6:30.)

Holy Family Church, Essex Junction—Social time 6:30, speaker at 7, followed by short business meeting, raffle prizes, show and tell, adjourn by 9 p.m.



APRIL 7, 2020 LECTURE BY BETH MAITLAND

Beth is a multi-talented artist. An Emmy Award winning television actress, she has also been involved in textile arts; the design and construction of many creations can be spotted on many television stars. Beth has published a quilting project book and enjoys lecturing on quilts.

Quilting through the Ages- This brief history of the evolution of quilts and quilting with examples and explanations outlines quilting from medieval times to present day. Quilt samples augment the presentation. The construction of quilts in various time periods will be explained. The presentation will include examples of quilting techniques, tools, and fabrics used throughout history. Also included in the trunk show will be modern examples of the quilting techniques Beth has explored in the last several years.

APRIL 8 WORKSHOP: RHAPSODY IN FABRIC- BARGELLO QUILT- Unravel the secrets of the beautiful Bargello quilt. Based on a needle point technique, the fabric creates undulating waves of color that come up to a point and then swoop down to a trough before rising up again... music with fabric. Believe it or not, this is a great beginner quilt! The only experience that is needed is to know how to use a rotary cutter, a ruler and sew an accurate ¼ inch seam. One Full day. \$50 for members, \$65 for non-members. Members may sign up at the March meeting.

CHAMPLAIN VALLEY QUILT GUILD OF VERMONT

February 4, 2020—Meeting Minutes

7:00 PM meeting called to order by President, Anne Standish

Anne asked if anyone had any Quest and Connect. Cathy Howell asked if anyone knew German or of someone who did because she had a book that she thought was about fabric. Someone did look at it and determined is about fabric painting.

PROGRAM

Caroline Juneau introduced our guild demos:

- 1-Ruth Whitaker: seam pressing; This is pressing not ironing and it improves precision and quality of the quilt: 1-set seam 2-whichever direction you want to press that fabric needs to be on top 3-to press a seam open it is best to use a pressing stick
- 2-Carol Bloomhardt: flying geese- Carol gave out a short cut sheet by Carla Klop and demonstrated using this method to make many flying geese in an easier fashion. If you did not receive one contact Carol and she will get you one
- 3-Sue McGuire: Flange Binding- demonstrated how this binding adds an accent edge and does not involve hand sewing. The accent strip should be 1 5/8" or 1 3/4", the binding strip should be 1 1/2"
These are sewn together and pressed toward main color, sew on to the back of the quilt; turn to front, and stitch in the ditch being careful of corners. Sue gave out 2 handouts and these will also be on the web-site

Before the break Marti DelNevo asked for members to sign up to work on the Raffle Quilt during the break.

BUSINESS MEETING

MEMBERSHIP: Linda Parks & Catherine Symchych

- we welcomed 2 new members that joined last month and we had 3 guests
- Eileen Saxon won the name tag raffle

RAFFLE QUILT: Catherine Symchych & Marti DelNevo

- Catherine reported that Belle Pfeiffer had a bed runner design that would work with our chosen quilt design. She and Belle got together chose the fabric, made the runner, and shared it with the guild
A big thanks to them!

CHALLENGE QUILT: Sue McGuire

- Our black, white, and other challenge quilts are now hanging at the Shelburne Library

ROUND ROBIN: Linda Lane

- Linda talked about how a Round Robin works and she got a small group that wants to work on one. She will contact everyone by email

COMMUNITY QUILTS: Noël Patoine

- Noel showed quilts by Caroline Juneau, Joann Frymire, and 8 by Betsy Knox
- Noel was not able to bring the batting but you can contact her at noel.patoine@gmail.com if you need any
- the two community sew-ins went very well with a lot of participation and even several demos
- we made placemats for Meals on Wheels clients. Many are needed so feel free to use the patterns sent out or your own. There is batting available
- next sew-in is March 21 at the Essex Alliance Church

BLOCK OF THE MONTH: Carol Bloomhardt & Barb Newman

- Brooke Conger won the disappearing nine patch blocks
- next month is flying geese
- Barb brought a quilt she showed how blocks of different sizes can be used and the quilt used many flying geese

2020 QUILT SHOW: Joann Frymire

- Our show will be October 9, 10, 11 at the State House at the Expo
- have many of the roles filled but still need someone for the Raffle Baskets, craft table, and demos
- Joann is going to try to get donations to cover the lighting this year
- the Challenge Quilt information for this year will be coming soon.

PROGRAMS: Caroline Juneau & Barb Newman

- Caroline is continuing to ask someone to step forward to help her with programming. This would involve research and some paper work so can be done from home!
- Please contact Barb if you have an antique quilt to be shown for our program next month *(continued next page)*

LOBBY LIGHTS: Claire Graham-Smith
Claire reported that everything is on schedule

OTHER BUSINESS:

-Rose Orr invited everyone to the Fabric Give Away on March 21 at the United Church of Colchester. It is from 10:00 AM until the fabric is gone. If you have any fabric to donate contact Rose directly DO NOT drop it off at the church.

Meeting Adjourned 8:43 PM

Respectfully submitted,
Joann Frymire, Secretary

**COMMUNITY QUILTS—NEXT MEETING
MARCH 21 AT
ESSEX ALLIANCE—10 A.M.—2 P.M.!**



The Community Quilts group has been very busy. The first meeting in Hinesburg at St. Jude the Apostle Catholic Church on Jan. 18 was attended by 12 people. There was a lot of sorting and preparing kits for new quilts. Some sewists started new quilts from the kits, and 3 Singer Featherweights were in attendance. It was a cozy spot and a sandwich lunch was provided. Betsy donated 8 quilts, which made it a very productive day.

On Feb. 1, 17 sewists came to Trinity Episcopal Church in Shelburne. While some continued sewing the quilts from last month, Noël (and her boyfriend) had made kits for quilted placemats and 8 of them were sewn up. Several people brought batting, which was cut and sewn together in packages of 4 which are now available; the pattern is on the website, and you're welcome to make them at home. Noël says the placemats are to be donated to Meals on Wheels or to churches who provide meals. If you have an idea for other organizations that could use placemats, please contact Noël at: noel.pantoine@gmail.com

The next Community Quilt sew in will be on March 21 at the Essex Alliance Church in Essex. The plan is to keep working on the placemats and quilts. Noël is looking for donations of fabric that will go together for both placemats and quilts. "Strips (2 1/2 inch) are good," says Noël.

~ Mary Neighbors



Bring these to the March 7 meeting!

For March we will be making Flying Geese blocks. Using the method of your choice to make 3 geese 4 1/2 by 2 1/2 (unfinished). Cut 3 squares 2 1/2 x 2 1/2 of the sky fabric. Arrange the blocks as shown in figure one. Sew the 2 1/2 x 2 1/2 squares to one side of the geese block. Block will measure 6 1/2 x 6 1/2 unfinished. Then sew the rows together. Use light colors for the sky and darker color for the geese.

Figure 1



Figure 2





APRIL—HIDDEN WELLS SIMPLIFIED

You will be making 4 blocks that will be joined together to make a four patch.

CUT strips 20"+ long (can use fat quarter)
2 medium 2.5" wide
2 light 2" wide
1 print 3" wide

SEW lengthwise to form a 10" wide strip in this order:

- 1 medium at 2.5" wide
- 1 white at 2" wide
- 1 print at 3" wide
- 1 white a 2" wide
- 1 medium at 2.5" wide

PRESS away from the white. Use starch to stabilize.

CUT the pieced strip into 2 ten inch squares.

Re-press one block toward the white.

Place the squares together right sides together at right angles- one vertical and one horizontal. Pin at the corners to make certain the corners meet exactly.

SEW all four edges around the outside. Do not pivot at the corners but go right off the edge.

CUT on both diagonals so you have 4 blocks.

Carefully press (not iron) the seams toward what had been the top triangle.

Exchange two opposing squares so that a square is formed in the middle of your four patch.

Sew together to form a hidden wells block. Make as many as you like for your sample quilt or for the raffle.

PLACE RIGHT SIDES TOGETHER



CUT & PRESS



PIECE & PRESS



COLCHESTER QUILTERS FABRIC GIVEAWAY

Saturday, March 21, 10 AM - 12 Noon

United Church of Colchester, 900 Main St., Colchester

All kinds of fabric, quilting and dressmaking, patterns, Misc. items (The fabric comes from local donations and cleaning out quilters closets.)

No \$\$ are exchanged, just fabric.

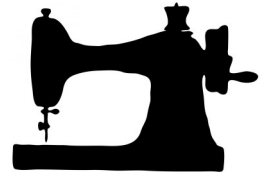
Thank You to the 91 renewing members, you are the heart of our Guild and welcome to 11 new members this year, you are our future.

To attract more new members, we are offering a reduced membership rate of \$20 for the remaining 4 months of our meeting dates.

We still have several wonderful speakers, classes and fun events scheduled for the remainder of our season.

We will be charging a \$10 guest fee for Richard Cleveland's lecture on antique quilts but that fee can be applied to the membership fee.

To all members, encourage your quilt interested friends to join us!



~ Linda Park, Membership Co-Chair

PATRIOTIC SPIRITS AND QUILTS OF VALOR: LIVING THE DREAM

In 2003, the Quilts of Valor Foundation literally began with Catherine Roberts' dream as Catherine describes: "The dream was as vivid as real life. I saw a young man sitting on the side of his bed in the middle of the night, hunched over. The permeating feeling was one of utter despair. I could see his war demons clustering around, dragging him down into an emotional gutter. Then, as if viewing a movie, I saw him in the next scene wrapped in a quilt. His whole demeanor changed from one of despair to one of hope and wellbeing. The quilt had made this dramatic change. The message of my



dream was: Quilts = healing." Seventeen years later, Quilts of Valor has awarded over 246,625 quilts to service members touched by war. For a complete history of the growth and evolution of QOV, please visit qovf.org.


Four years ago, Andre Emmell, a Navy and Army veteran and avid quilter, appealed to members of the Champlain Valley Quilt Guild for help in making quilts for the Quilts of Valor Foundation. Andre's heartfelt desire to make and donate quilts to veterans was genuine and compelling so several guild members and friends decided to work with Andre once a month from September to April in his



studio to design, piece, quilt and bind quilts. Jo Guillemette suggested the name "Patriotic Spirits" for our group and we were off and sewing with our official group membership in Quilts of Valor. We are very grateful for the fabric, quilt blocks, quilt tops, and even a few completed quilts donated by Champlain Valley Quilt Guild members and we have been able to buy batting with funds raised from the monthly guild meeting raffle basket. We look forward to a special exhibit at this year's CVQGV quilt show in October.

In working together we share, practice and learn new quilting skills, have a show-and-tell of our personal work, and enjoy a potluck luncheon. Our current

active members are Andre Emmell, Marty DelNevo, Joanne Guillemette, Donna Johnson, Hope Johnson, Linda Lane, Linda Lazarowski, Rose Orr, Rosie Paul, and Ruth Whitaker. The group is open to all and please contact Andre at emmellandre@gmail.com if you would like to participate.



~ Hope Johnson, 2/11/20

The positions on the show committee are being filled:

Registration: Carol Bloomhardt

Vendors: Nancy Suarez

Marketing/PR: Chris Wrobel & Anne Standish

Reception: Caroline Edmunds

Judges: Wilma Gatti

Quilt Take In: Carla White & Lois Nial

Art Director: Anne Standish

Program: Sue Rivers

Thank you to all of you. **We are still in need of people for:**

Volunteer coordinator- to get members to work the show: we have a lot of details no need to reinvent the wheel

Demo coordinator- organizes several demonstrations throughout the show

Raffle Baskets-put together baskets with donations from individuals and businesses

Please contact Joann Frymire if you are interested in helping out or have any questions. 318-2422 or jafrymire@comcast.net

Quilt Show 2020

October 9-11

October 9-11
Quilt Show 2020

February Show Committee Meeting: February 25

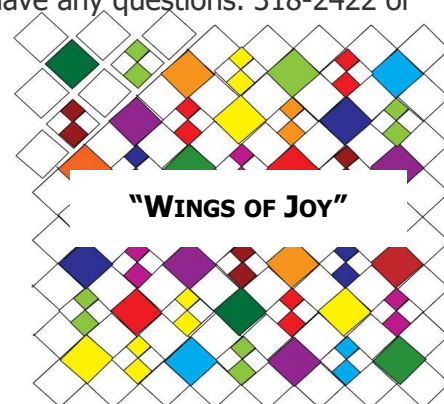
March Show Committee Meeting:

March 17, 5:57 p.m. at Yankee Pride

Guild meetings—first Tuesdays at Holy Family Church

Board meetings—second Tuesdays at Yankee Pride

Newsletter deadline—15th of each month



c/o Susan Rivers
237 Shelburne Street
Burlington, VT 05401

