

SPECIAL POINTS OF INTEREST:

Order of Business for the March Meeting will be:
Business Meeting
Show-n-tell
Break
Mini Workshops

Tea Cup Auction: A reminder that we are collecting items for the tea cup auction each month by the guild library. Please donate nice items, things that you would like to receive yourself. We hope to have all the items before the June meeting, so all can sit and enjoy the pot luck supper. Please label your drop offs, tea cup auction.

INSIDE THIS ISSUE:

QuiltPortUSA	2
Online Quilting Instructions	2
Giving & Getting	2
Programs at a Glance	2
Feb. Minutes	3
Repupuse	4
Featherweight for sale	4
Community Quilts	4
Quilt Retreat	5
Opportunities at CVQG	5
April Raffle Block	6 & 7
Programs	8 & 9
Abnaki Retreat Form	10
Financials	11
Yankee Pride Ad	12


Champlain Valley Quilters' Guild



Presidential Address

As we plod through these winter months, I am grateful for new friendships. A friendship is not only one in which you enjoy time spent together, -talking, laughing, sharing,- but also one in which you inspire each other, challenge one another, and find that you are all taking a creative journey within yourself thanks to the influence of others. I believe in and thank the members of the guild for this. Every time I see

show -n- tell, or a guest speaker, I am awed by all the talent this guild has, and I try to chal-



"Flowers in my garden"

lenge myself to "think outside the box".

Thank you to all our guest speakers from last month, who came out to inspire us, and support their significant others. I am thinking of green grass, and flowers in my garden, I know they are coming and growing like friendships.....thanks.

Joanne Guillemette,
President, CVQG

Ricky Timms Super Quilt Seminar

Our guild has agreed to become a Promotional Partner for the upcoming Ricky Tims Super Quilt Seminar to be held in Hyannis, MA from September 2-4. Claire Graham-Smith will be accepting registrations for guild members; if our guild registers as a group

of 10 or more, each person will save \$40. We will be bringing you more information in a separate email coming in March, and in print for those who need it. In the meantime you can mark your calendar and read more about the seminar at

<http://www.rickytimes.com/seminars.html> You may want to check out an article Claire did on her Super Seminar experience last spring. It was in the June newsletter. Here's the link http://www.cvqgv.org/June_09%20Newsletter_for_web.pdf it's on page 5.

QuiltPortUSA



“Free range quilting, shopping and dining are a short walk from the Inn.”

PROGRAMS AT A GLANCE

March 2: Member mini-workshops/demos (Snow date March 9)

April 6-8: Sue Nickels & Antique Sewing Machine Expo
Lecture - Apr 6: Machine Quilting Tips and Tricks with Sue Nickels
Workshop – April 7: Folk Garden Borders: Design and Machine Appliqué Techniques
Workshop – April 8: Machine Quilting the Appliqué Quilt, 1 Day Workshop

May 4: Cathy Miller (The Singing Quilter)
Performance

June 1: Potluck Supper & Teacup Auction

It's time for a quilting road trip! QuiltPortUSA, the first ever quilt show in Freeport, Maine is scheduled for April 16, 17 & 18, 2010. All quilting guests staying at White Cedar Inn for the weekend (any 2 nights) will receive a fat quarter

sampler as our gift. Free range quilting, shopping and dining are a short walk from the inn. FMI: www.whitecedarinn.com or call us at 1-800-853-1269 – Monica Kissane

Paid advertisement

Online Quilting Instructional Videos

I just found an EXCELLENT website for workshop demos. I Googled "quilt as you go method" and up popped Grasp.com, a collection of instructional videos on sewing, gardening, etc. Not only were there several quilt as you go videos, I also saw a 10 minute demonstration on sewing "Y" seams with Ricky Tims. Hope Urie



I googled "Quilt as you go method".

www.graspr.com

An Adventure in Giving & Getting while Quilting !

I woke up the morning of the Fall Community Quilts workshop to the sound of rain....hard rain....and a very cold room. I was cranky right from the time the radio came on....I HATE getting up early on Saturday! I grumbled to myself as I got dressed, and had breakfast and gathered up some thread and needles. I grumbled my way into the car.... even had to climb back into the house to get the caramel corn I had made for snacks. I grumbled all the way out to Essex. And then.... I walked

in to a chorus of greetings.... smiles and a bright room full of sewing machines, the smell of coffee and an inviting chair in a circle of people putting bindings and labels on finished quilts. (I love hand sewing....I know...I am a little odd.) In a few minutes, I had had a chat with a lot of people and was busy with the first quilt binding....coffee and snacks at hand. (Healthy snacks? Of course!!). The day went quickly ...lots of laughter, Noah's bright smile and

will-
ingness to iron the edges in on my labels, good conversation about Mary's cross country trip, our grandchildren, Rita's quilt making for her grandson, even a mud cake recipe!! When I left to go home, the rain had stopped, the weather was warmer and I thought to myself...."What a pleasant way to spend a gloomy Saturday." Come and try it....lunch is provided, and you needn't stay all day if that is a problem. See you there on March 6th.

Champlain Valley Quilters' Guild Minutes, February 2, 2010

The meeting was opened by president Joanne Guilmette, who thanked the significant others who were there for their support and welcomed guests.

Co program chairs Janet Brunet and Claire Graham Smith introduced the three guests. Aileen Chutter, an award winning **quilter, spoke of her progress in quilting and with her husband Bob's help, showed several of her quilts. Andre Emmell, a member for a couple of years told how he had started his career in 1993, and also showed several quilts that showed his progress. He called his talk A Guy and His Quilts. Jack Lazarowski has helped at several quilt shows and talked of the lessons he has learned being a QM...a quilters' mate.**

Joanne thanked all three speakers, and presided over the business meeting which started after the break. The minutes were approved as printed on motion of Marty Sunby, and Jane Banks.

Program co chair Janet Brunet made several announcements. A snow date for March has been arranged. If necessary, the meeting will be held the next Tuesday, March 9th, and the announcement will be on the web site by three pm. (If you have a friend without e mail, please let her know by phone.) Maple Leaf Quilters will hold their show on March 27th and 28th, featuring Jane Massenas in Rutland. We will have a display of antique sewing machines at the April meeting as well as sewing tools from years ago. Ricky Tims will be presenting a sewing seminar in Hyannis in September. We are helping with publicity and there will be a chance to save on fees for the seminar, by joining together. Claire Graham Smith has more information. **April's speaker is Sue Nickels...there will be two workshops at the Colchester church.**

Show chair, Sue Rivers, announced there are still some positions open on the committee. Show committee meetings are announced at the meetings and published in the newsletter, and are open to everyone. The next meeting will be Tuesday, February 16th at Yankee Pride at 6:00 pm. Her cell number is 399 4590 if you get there after the store closes. She spoke of **the progress of the raffle quilt...the first 16 people who responded to the request for help were each given a block to do.** Wendy Thompson is in charge and is hoping to have the blocks back by the March meeting. Sue chose the theme of the show, Homage to Grandmother partly because of her two grandmothers and also being a grandmother herself.

Wendy Thompson, for Community Quilts, announced the next workshop day will be March 6th at the teen centre at Essex Alliance, from 10 to 5, with lunch and treats provided. Carla White was the winner of the charity quilt draw.

The name tag draw, presented by Pam Farnsworth was won by Barb Forauer.

Joanne, speaking for newsletter editor Tammie Scmitt, reminded members to make sure they are current with Adobe and Windows. Anyone having trouble with either print or e mail newsletters should call Tammie directly.

Sally MacIntyre. Chair of the spring retreat, announced the weekend, April 29th through May 2nd, will be \$115.00 for all four days or \$97.00 for three days, or \$60.00 a day.

The winner of the stocking raffle was Carol Derda. Sally thanked everyone who took part.

Bus trip chair, Ruth Whitaker, announced a trip is planned for the Quilt and Textile Show in Manchester NH for Saturday August 21st. The cost will be \$37.00. Admission to the show is \$10.00. The trip will be from 7:00 am to 6:00 pm.

Ruth also announced the theme for the challenge quilt for the show will be the same as the show...Homage to Grandmother. They will be shown at our October meeting and each must be entered by the maker for the show. Information will be on the web site. Please write a short description of the reasons for your choice and pin the card to the quilt. **These short stories were enjoyed at last year's show.**

Andre and Anne Standish presented the raffle block for March....the winner of the February blocks was Barbara Forauer. Andre thanked everyone who had made and contributed a block for quilts for Valor. He was very please with the number turned in.

Alexandra Nickerson, representing VQF, reminded everyone this year's show will be the last weekend in June. Registration is available on line, and sign ups for volunteer positions will also be on line.

Thea Platt, treasurer announced that a financial statement will be in the next newsletter.



**1947 Singer
Featherweigh
—it could be
yours!**

Repurpose—Free Press article 2/14/10

I was reading today's BFP and they had articles about miscellaneous things people are doing. I spied a sewing machine on one page and read that somewhere at UVM they were using it to REPUPOSE

FABRICS. Now that got me giggling - isn't that what us quilters have been doing for decades and decades???????

Mitzi Oaks

Quilter's Delight!

1947 Singer Featherweight sewing machine, Model 221. Great condition, recently tuned up by Smitty. Includes accessories and screwdriver, case with keys, manual, thread on wooden spools, and a 90-day service warranty from Smitty - a great buy at \$495! Call Trudy or Joe at 802-453-2535, or email jcfedora@gmavt.net



Not an exact likeness

Community Quilts

A special thank-you to the guild members who put together the quilts for the Lund Family Center. You did an outstanding job and I will be delivering them soon.

Community Quilt Workshop

Saturday March 6, 2010 at the EAC Teen

Center. Lunch will be provided. 10-5 pm.

Opportunities for machine quilters, hand sewing for bindings and labels, cutting batting, backing and making up machine quilting kits.

We are completely out of kits from the last workshop. We also

Quilt Show 2010

Show Committee News - We still need a publicity person (people) for long and short term publicity and someone(s) to work on the catalog/brochure. There will be a great special exhibit this year – **“Vintage Revisited” will fit right in with our theme!** Our next meeting will be March 16, 6 p.m. at Yankee Pride. Everyone is welcome to attend the meeting. See you there!

need bindings cut and sewn. This workshop is open to everyone and is an excellent way to get involved in the guild! We will also be having a short demo by Teela Dufresne on how to attach bindings completely by machine. Come for a couple of hours or all day – **we'll be there!!**

Shirley Fuller [sa-
fuller50@hotmail.com](mailto:safuller50@hotmail.com)

Information about lectures and workshops can also be found at the Programs table at the meeting or on our website: <http://cvqgvt.org/>. Janet Brunet & Claire Graham Smith (programs@cvqgvt.org)

Quilt Retreat

Quilt retreat is fast approaching. The dates are April 29th and 30th and May 1st and 2nd, 2010. Please sign up by calling or e-mailing me. We still have spaces at the retreat. The registration form is in the newsletter. Please bring the form and your money to the March meeting. We would appreciate payment in March.

We will also be having a charm swap at retreat. The rules are quite simple. Bring a charm pack and we will be swapping with other members. You may

bring 1 pack or up to 5 packs. Max is 5 pac's. Please be sure that each charm pack has 40 - 5 inch squares. Make up your own charm packs from your stash or scraps.

Looking forward to the retreat. If you have any questions please feel free to contact me or Teela.

quilt retreat coordinators

Sally and Teela

bkhome12@aol.com

See page 10 for Retreat sign up form!



Opportunities at CVQG

It is that time of year again to start thinking about what you can do for your guild. Here is a list of positions that will be open for the 2010-2011 guild year. These positions will officially start on July 1 of this year. It is a great time to volunteer and have the opportunity to mentor and shadow someone and be ready to take over their position for later this year. We have complete job descriptions


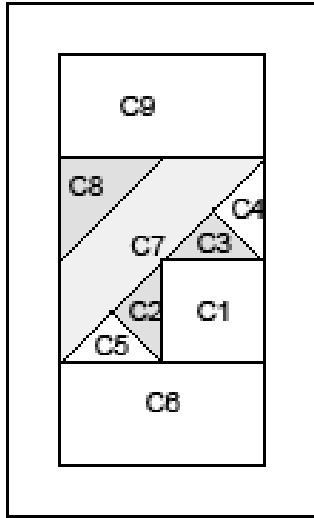
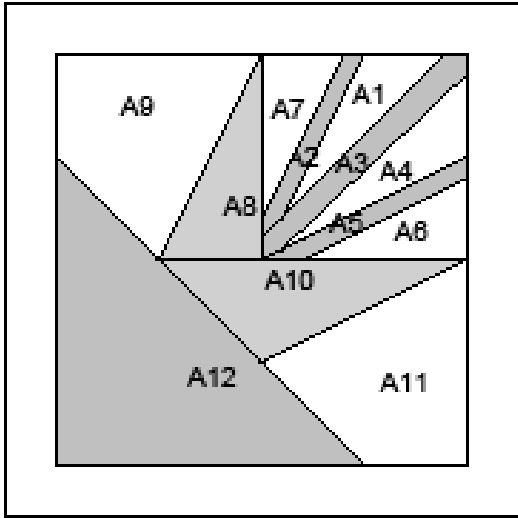
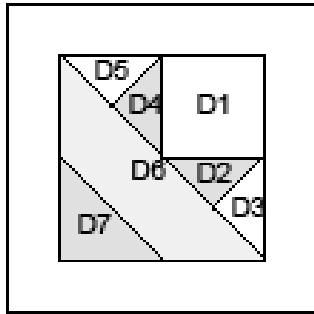
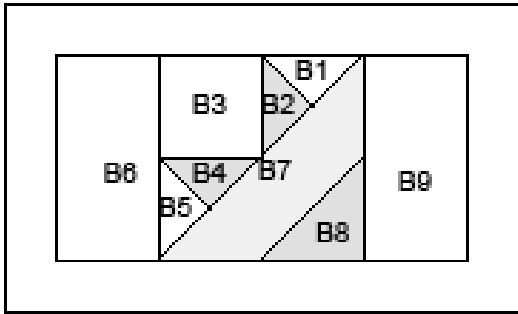
of the positions, or you can download the job description from the website. Please contact a board member if you have interest in holding a committee position. Joanne Guillemette, President, CVQG

Nominating Committee


This is our nominating committee for this year: Rita Bortz (864-3516), Wendy Thompson (872-7025) and Sally McIntyre

(893-0325). The following are the positions that we need to fill before fall: Vice President, Membership, Newsletter, Bus Trips, Historian, Storage Area Key Person, and Green Mountain Rep. If you are interested in serving in any of these positions, please call one of the members of the nominating committee. Thank you.

Open positions:
“Vice President,
Membership,
Newsletter, Bus
Trips, Historian,
Storage Area Key
Person, and Green
Mountain Rep. “



Mini Carolina Lily—April Raffle Block



This tiny block is set on point, made with 4 separate paper pieced blocks assembled at the end to make the whole.

Inspiration: All credit is given to Cindi Edgerton, creator of a pattern I purchased while in Paducah last April. **I've never been brave enough to tackle a true miniature quilt.**

This block got my feet wet. Now that I've assembled two blocks, my hat goes off to those in the guild who have succeeded in completing a miniature!

Size: 3 ½ by 3 ½ inches unfinished

Colors: Background – pure white or white on white. No creams, beiges, off whites please. Ground and stems – dark green. Leaves – a lighter green. Blossoms – blue, purple, pink, orange, yellow or red. The blossoms should all be the same color in each block you make. The blossoms may be scrappy, as long as it reads one of the above colors. See illustration of the quilt to catch my drift.

Pattern: Copy the enclosed paper piecing template, and follow the color way as illustrated. The pattern is so tiny, especially the block with the leaves and stems that your seam allowance will be as little as possible. **You'll need to get over your ¼ seam allowance compulsion. Shorten your stitch length to make sure your seams are sturdy with so little seam allowance. Have fun.**

Questions? I'm around. Anne Standish 644-5031, atstan@pwshift.com.

Join us for a fun filled evening of presentations by guild members – no need to sign up beforehand.

Mile-A Minute Scrap Quilt with Diane Larabee. A unique way to use up all those scraps you've been saving from all your previous projects. No foundation piecing required! Just have some fun and let your mind wander. It's fun and creative without having to plan ahead.

If the Bees can do it, Sew can You! with Hope Johnson. Hexagon (honeycomb) patchwork has a long history and is one of the oldest documented quilt patterns. If you are considering a hexagonal patterned quilt as a "Homage to Grandmother", i.e. Grandmother's Flower Garden, or just want to use hexagons in your next project, then this demo is for you. Hexagon drafting, cutting, piecing and design ideas will be shared.

Thread Painted Photo Quilt Cards with Anne Standish. Anne has been having fun turning her own photos into quilted greeting cards. From computer to sewing machine, this technique is simple and fun. Once the photo is on fabric, it feels like color-by-number thread painting! This is a demonstration with handout. If time allows, participants may practice thread painting on Anne's machine.

Raw Edge Binding Finish with Joanne Guillemette. This edge treatment is used on art quilts. I will show how to bind the edge of a quilt using yarn and a simple sewing stitch.

Quilt and Then Color Your Quilt! with Angela Miller. From the new guild library book "Quilts of a Different Color," see how fun it is to quilt a block and then add color. For instance, quilt a flower design on your plain white fabric, and color on the greens of the leaves and the yellow blossoms. There are just a few simple steps. See just how easy this creative technique is.

Redwork – Verbal History, Hands on Demos, Examples and More... with Mitzi Oakes. A very informal session that will cover the history of this art, its uses and its place in today's world. There will be samples to look at and pieces to try your skills at; handouts that will offer further information on this art of many centuries; and questions and answer time. Nothing to bring from home.

Miniature Quilts with Priscilla Roehm. What makes a quilt a miniature quilt? Find out ways to make a miniature quilt with your scrap fabrics. In this demonstration you'll see how Electric Quilt software can make your planning easier.

Ruching with Alicia Cardoza. Learn to Ruche! With just a few running stitches you can create a pretty flower to add to appliqué blocks and clothing (just to name a few!). This simple technique yields fabulous results and can be done with cotton fabric strips or silk ribbon. Bring along a hand sewing needle threaded with neutral thread and give it a try! Fabric strips and a hand out will be supplied.

The Snap Bag with Audrey Moore. What does a carpenter's ruler, a little batting and fabric have in common? Why, you'll find them needed to create a Snap Bag! A Snap Bag is a small bag made in various sizes that you can tuck away inside a purse, overnight bag, carry-on bag, or the bag you take to the gym. It can be made with scraps of fabric and batting, has a cute dimensional detail and can be made with a hanging loop or handle.

Favorite Appliqué Tools with Kathy Kenney. Learn how to make hand appliqué easier with six of Kathy's favorite tools.

Fork Pins and Batting Boards with Joanne Lattrell. You'll get more accurate results if you pin on either side of a seam instead of straight through the stitching. Super strong **fork pins** make it easy. Watch a demonstration using these great pins. **Batting Boards** - great tool to make. Come learn what they are and how to use them.

April Workshops - Sue Nickels <http://www.sue-nickels.com/>

Workshop (1 Day- Wed, April 7) - Folk Garden Borders: Machine Appliqué Techniques

(Advanced Beginner/Intermediate Time: 9:00-3:30 Cost: \$40 Location: United Church of Colchester



In this all day workshop, learn Sue’s Stitched Raw Edge appliqué technique while creating a folk garden border from Sue’s Quilt “Blue Tulips on Pink Skies”. Nineteenth century folk art quilts were the influence for this completely machine made quilt. Learn all the details of the technique including bias stems, points and circles. Make your quilts spectacular by adding beautiful appliqué borders. Project can be the start of the quilt or can be made into a small runner... Sue will also include a discussion on how she designs the borders.

Workshop (1 Day- Thurs, April 8)

Machine Quilting the Appliqué Quilt (Advanced Beginner/Intermediate)

Time: 9:00-3:30 Cost: \$40 Location: United Church of Colchester

In this workshop explore the options for quilting the appliqué quilt. Outline, echo quilting and designs to enhance this quilt type will be explored. Stipple quilting for the background areas will be covered as well as other interesting options. Also, see what can be added within the appliqué shapes to enhance the quilt. Surface embellishments will be introduced to add interest and texture to the quilt. Students will work on two practice appliqué blocks to learn these techniques. If you love appliqué and have always wanted advice on how to quilt your quilt, this is a perfect workshop for you. Students can also bring appliqué quilt tops for discussion on how to quilt them



Champlain Valley Quilters’ Guild – Spring Workshop Registration

Sue Nickels

Name _____ Check # _____

Email address _____ Phone _____

Wed, April 7 Folk Garden Borders \$40

Thurs, April 8 Machine Quilting the Appliqué Quilt \$40

Location (both workshops) United Church of Colchester, 900 Main St, Colchester

Time (both workshops) 9:00 – 3:30 (setup 8:30)

Member **Non-member** (Non-members will be put on the wait list, first-come first-served, and will be notified of any openings on March 3.) Payment is required at time of sign-up. Please write separate checks for each class and make payable to **CVQG**. Sign up at the meeting or mail to:

Janet Brunet, 60 Mills Point Road, Colchester, VT 05446

Workshop Cancellation Policy: A refund will be given only if a) the paid student cancels one month or more before the workshop or b) the slot this person has paid for can be filled from the waiting list or c) the workshop is canceled.

CVQG Spring Quilt Retreat 2010

Where: Camp Abnaki, North Hero, Vermont on the beautiful, peaceful shores of Lake Champlain
When: April 29, 30 May 1,2 2010
Hours: 8:00 am on Thursday the 29th through 2:00 pm on Sunday the 2nd
 8:00 am on Friday the 30th through 2:00 pm on Sunday the 2nd

Sewing Space: We can set up our sewing spaces in the dining hall using the large round tables provided (2 people per table) or bring your own table. You will need sewing lights and, if you prefer, your own sewing chair. Because space is limited and ironing stations worked so well in the past, we plan to have them again, so unless you are asked to bring your iron, please don't.

Sleeping: Most of us sleep in the cabins, which have four sets of bunk beds in each. You will need to bring your sleeping bag and pillow as well as towel and washing stuff. The South Village cabins are equipped with heaters, While the North Village has none. Some quilters choose to sleep on a cot beside their sewing machines to maximize sewing time.

Bathhouses: There are two bathroom blocks, both simple, but adequate with hot water.

Meals: You are responsible for your own meals Thursday, breakfast & lunch on Friday. Meals will be provided for us from Friday dinner to Sunday brunch. Water will NOT be provided.

Sign-up Procedure: Quilt camp is open to fully paid-up members of the Guild. Space is limited to approximately 50 participants. Guests (non-guild members) will only be accepted if space is available. Once the spaces have been filled, a waiting list will be kept. If you are unable to attend after you register, replacement will be taken from the waiting list. If there is no waiting list, you will be responsible for finding a replacement. No refunds will be given after 4/14/10 if there is no replacement. If you have questions, please contact Sally McIntyre @ 893-0325. **Fill in the form below and return it to the March meeting with your check for \$115 (full retreat plus Thurs with no meals) \$97 (Full Retreat-night and meals) or \$60 (Day attendance-meals only) payable to CVQG .** or mail it so Sally McIntyre P.O. Box 872, Milton, VT 05468 You will receive confirmation of your place via email from bkhome12@aol.com (or snail mail if no computer) This can be a fun filled weekend and a great opportunity to relax, visit with friends and even get some sewing done!

Sally McIntyre
 Quilt Retreat Coordinator

Cut here.....*Cut here*

CVQG Fall Quilt Retreat – Camp Abnaki, North Hero, Vermont
 April 29, 2010 thru May 2 ,2010
Sign-up Form

Name: _____ Email: _____

Address: _____

Telephone: _____ Full Retreat: \$97 Day Attendance: \$60

Full Retreat & Thursday with no meals: \$115.

Quilt Camp News Flash – Back by popular demand, Karen Abrahamovich will lead us in a game of “QUILTER’S CRAPS”. If you want to play, please bring 15 strips of fabric, 2 1/2” by WOF and join the fun.

11:09 AM
01/16/10
Cash Basis

Champlain Valley Quilt Guild
Profit & Loss Budget vs. Actual
July 1, 2009 through January 16, 2010

	General		Quilt show		TOTAL	
	Jul 1, '09 - Jan 16, 10	Budget	Jul 1, '09 - Jan 16, 10	Budget	Jul 1, '09 - Jan 16, 10	Budget
Income						
Admissions	0.00	0.00	4,313.90	4,000.00	4,313.90	4,000.00
Advertising	50.00	300.00	0.00	130.00	50.00	430.00
Bus trip	1,482.00	2,500.00	0.00	0.00	1,482.00	2,500.00
Contributions received	0.00	200.00	0.00	0.00	0.00	200.00
Interest income	199.88	200.00	0.00	0.00	199.88	200.00
Membership	4,300.00	6,000.00	0.00	0.00	4,300.00	6,000.00
Quilt frame rentals	175.00	450.00	0.00	0.00	175.00	450.00
Raffle	340.00	500.00	3,642.00	4,500.00	3,982.00	5,000.00
Registrations income	0.00	0.00	950.00	1,000.00	950.00	1,000.00
Sales, craft table, etc.	0.00	0.00	1,207.50	1,225.00	1,207.50	1,225.00
Silent Auction	0.00	0.00	2,035.00	1,800.00	2,035.00	1,800.00
Teacup Auction	0.00	750.00	0.00	0.00	0.00	750.00
Vendor fees	0.00	0.00	2,580.00	3,000.00	2,580.00	3,000.00
Weekend retreat	4,163.50	9,000.00	0.00	0.00	4,163.50	9,000.00
Workshops	490.00	2,700.00	0.00	0.00	490.00	2,700.00
Total Income	11,200.38	22,600.00	14,728.40	15,655.00	25,928.78	38,255.00
Expense						
Advertising expense	0.00	0.00	1,064.48	1,500.00	1,064.48	1,500.00
Bus trip expense	1,479.00	2,800.00	0.00	0.00	1,479.00	2,800.00
Catalogs	0.00	0.00	1,418.48	700.00	1,418.48	700.00
Charity quilts	741.96	2,000.00	0.00	0.00	741.96	2,000.00
Craft Table Expenses	0.00	0.00	898.12	920.00	898.12	920.00
Decorations/display	0.00	0.00	27.21	175.00	27.21	175.00
Discretionary	0.00	500.00	381.05	800.00	381.05	1,300.00
Donation - VQF/Abnaki	0.00	300.00	0.00	0.00	0.00	300.00
Dues, memberships	0.00	15.00	0.00	0.00	0.00	15.00
Equipment, software, frames	1,389.24	1,600.00	0.00	0.00	1,389.24	1,600.00
Historian	232.36	500.00	0.00	0.00	232.36	500.00
Insurance	200.00	400.00	300.00	300.00	500.00	700.00
Judges	0.00	0.00	2,113.28	1,800.00	2,113.28	1,800.00
Library	145.96	500.00	0.00	0.00	145.96	500.00
Luncheon, judges	0.00	0.00	152.18	200.00	152.18	200.00
Membership expense	250.00	500.00	0.00	0.00	250.00	500.00
Newsletter	591.53	1,200.00	0.00	0.00	591.53	1,200.00
Office Supplies, etc.	401.01	600.00	125.64	250.00	526.65	850.00
President discretionary	6.27	200.00	0.00	0.00	6.27	200.00
Programs	1,873.89	6,250.00	0.00	0.00	1,873.89	6,250.00
Programs - Christmas	127.26	300.00	0.00	0.00	127.26	300.00
Raffle expenses	0.00	0.00	79.18	200.00	79.18	200.00
Reception	0.00	0.00	91.99	100.00	91.99	100.00
Registrations	0.00	0.00	146.85	100.00	146.85	100.00
Rentals	225.00	900.00	2,852.54	3,000.00	3,077.54	3,900.00
Ribbons	0.00	0.00	139.70	250.00	139.70	250.00
Scavenger	0.00	0.00	24.40	100.00	24.40	100.00
Silent auction expense	0.00	0.00	0.00	50.00	0.00	50.00
Special Display	0.00	0.00	131.52	300.00	131.52	300.00
Stocking program	681.41	1,200.00	0.00	0.00	681.41	1,200.00
Storage unit	972.00	1,800.00	0.00	0.00	972.00	1,800.00
Travel Expenses	15.00	0.00	0.00	0.00	15.00	0.00
Vice President discretionary	0.00	200.00	0.00	0.00	0.00	200.00
Weekend retreat expense	3,894.00	9,000.00	0.00	0.00	3,894.00	9,000.00
Workshop Expense	1,069.83	3,000.00	0.00	0.00	1,069.83	3,000.00
Total Expense	14,295.72	33,765.00	9,946.62	10,745.00	24,242.34	44,510.00
Net Income	-3,095.34	-11,165.00	4,781.78	4,910.00	1,686.44	-6,255.00
Beginning Cash 7-1-09	29,640.33		Respectfully submitted			
Net Income YTD	1,686.44		Thea Platt			
Ending Cash 1-16-10	31,326.77					

YANKEE PRIDE

9 Main St, Essex Jct, VT

(802) 872-9300

www.yankeepridequilts.com

Great service, reasonable prices

Stop in and see us! We've always got new inventory – books, notions, and fabric galore!

March Sales

Sat. March 6: 20% off purple fabric

Sat. March 13: 20% off one book/pattern

Sat. March 20: 20% off green fabric

Sat. March 27: 20% off batting

New at Yankee Pride

*Twelve Oaks from Marcus Bros.

*Garden Gate from South Seas

*Civil War Tribute from Marcus Bros.

*Spring Fever from Moda

*French Quarter from Windham

*A Breath of Avignon from Moda

Vermont Shop Hop is March 12–21!
Stop in and get your passport now!
Visit www.vermontshophop.com for
details and photos of this year's quilt.

March Classes

Beginning Appliqué

Vintage Memories

Bunny Love