

Champlain Valley Quilters' Guild



In This Issue

President's Note.....	pg. 1
Stocking Raffle.....	pg. 1
Wonky Note.....	pg. 1
Programs at a glance.....	pg. 2
January Raffle Block.....	pg. 2
Guess Who.....	pg. 3
New England Quilt Museum.....	pg. 3
Holiday Party.....	pg. 3
Meeting Schedule.....	pg. 3
UFO Update.....	pg. 4
Library News.....	pg. 4
Community Quilts.....	pg. 4
Tips and Tools.....	pg. 5
Winners.....	pg. 6
Thank You and Good Kudos	pg. 6
November 2009 minutes.....	pg. 7
Yankee Pride Ad.....	pg. 8
Diversity idea.....	pg. 8

You cannot depend on your eyes when your imagination is out of focus. (quote by Mark Twain). So truly said. I know when I get off track I tell myself to just get focused. There is more to that than just our eyes...As artist we need to focus everyday with active and creative imaginations and keep it stimulated so we don't let it become stagnant.



Our Quilt Show was truly an exercise to stimulate that creative side of us. I want to thank all who helped to put this huge venue together. The evening preview was wonderful, giving us all an opportunity to meet some very influential women and seeing all there was to see. I hope you all had a great time there. See you all at the Holiday Party.

Joanne Guillemette



The December stocking raffle will be an original table runner made and donated by Ruth Whitaker. The tickets will be for sale at the beginning of the meeting and during the stocking stuffing. Tickets are \$1.00 each or 6 for \$5.00, and the drawing will be held later that evening. All the proceeds from the raffle help buy all the stocking stuffers.

The first to find the wonky item(s) and to reach me via the Newsletter email address or my phone will win a fat quarter. Remember it may not always be upside down. Look for other fun things in each newsletter. Tammie

Programs At A Glance

PROGRAMS AT A GLANCE

December 1: Holiday Party

January 5: Robert Shaw

Lecture – Quilts: The Democratic Art

February 2: Members Trunk Show

March 2: Member mini-workshops/demos

April 6-8: Sue Nickels

Lecture (Apr 6)
Workshops (Apr 7,8)

May 4: Cathy Miller (The Singing Quilter)

Performance

June 1: Potluck Supper & Teacup Auction



Due: Jan 5th

9½” Unfinished block , 9” Finished

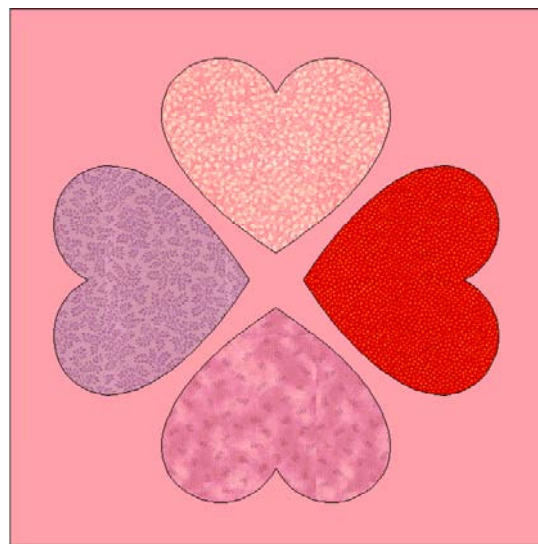
Four Hearts


Background: cut a square 10” x 10” Use light pink, tone on tone, muslin or white.

Hearts: Make 4. Use pinks, purples and reds (What ever your heart desires!!)

Fold background twice press in seam to line up the hearts. Use your favorite method to appliqué the hearts to the background, hand appliqué, fuse and /or machine appliqué to the background block. Then square the block to 9 1/2”.

Note: Remember to add a ¼” seam allowance to template when doing appliqué.





New England Quilt Museum - Guild Challenge

IMAGES/Lowell Quilt Festival and the New England Quilt Museum are issuing the First Annual Challenge to the museum's Supporting Guilds. Challenge quilts will be displayed in a special exhibit at Images 2010 and then be donated for a fund raiser to benefit the museum. We invite each guild to participate in this challenge "From Lobstah to Green Monstah" - What's Best About New England. One (1) quilt may be submitted by each NEQM Supporting Guild, made either by multiple guild members or one person representing the entire guild. This is your chance to help the New England Quilt Museum and to show your guild's talent by entering a quilt that will be on display during Images 2010. Quilts are due by June 30.

If you, your small quilt group, or a group of friends would like to participate, please contact Janet Brunet, programs@cvqgvt.org.



Guess Who
and win a fat quarter



Come and share in the joy of the season at our annual HOLIDAY PARTY on December 1 at St. John Vianney Church in So Burlington. An evening of fun is planned with refreshments, show and tell, stocking stuffing and, games and prizes. Teela has lots of goodies for us to put in the stockings everyone has worked so hard to make. Hospitality time, as usual, starts at 6:30 followed by a short business meeting and the special activities. This is a good time to don your holiday finery and to bring your holiday show & tell. If you like, you may bring a sweet or savory to share.

2009-2010

Location:

Essex Alliance Church, 37 Old Stage Road, Essex Jct., VT *
unless otherwise noted

Time:

6:30 pm - Social Hour
7:00 pm - Speaker & Business Meeting

Dates:

1st Tuesday of the Month

December 1 @

St. John Vianney Church Hall,
Hinsburg Rd., So. Burlington

January 5

February 2

March 2

April 6

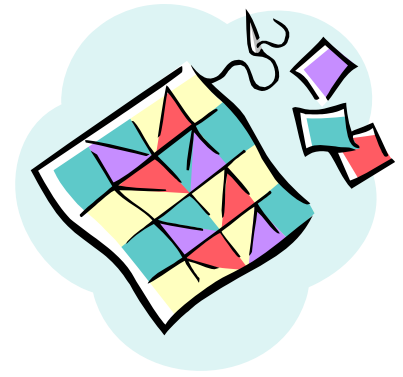
May 4

June 1

Board does not meet in December.

UFO UPDATE –

There are 16 participants in the 2009-2010 UFO challenge! As of the November meeting we are at 32 projects completed for the group. Great start to this quilt guild year. Please remember to check in with Karen Abrahamovich with your finished project each month (or a photo will do).



Library News

Note that the library book crates will not be at the December meeting. Please return books at the January meeting.

Joanne Lattrell




We will be accepting finished quilts only at the December meeting. No kits will be distributed.

Looking forward to January – This is the time we award the pins of appreciation to all our quilt angels who have completed at least 5 items. Many of you have far exceeded our goals.

Lund Family Center Quilt Project – Wendy and I are organizing this project and are looking for volunteers to help us put together tops. More details will be coming in January. We may even do kits – so all you have to do is sew!!

Happy Holidays to everyone. Shirley Fuller safuller50@hotmail.com

Tips and Tools Page




Presidential Sewing & Quilting Tip of the Month

Another quilting/sewing tip; I hate clutter and keeping old magazines. As I read one of my quilting magazines and find a pattern or article I want, I tear it out right away, and put it in a clear notebook sleeve. I then have different binders where I organize all these according to size of quilts. I find this to be a great organized place to find inspiration on color or design ideas. The picture and pattern usually all fit into a sleeve with no problem. Enjoy

CVQG Quilting and Life Improving Tips

1. Pressing is always worth the time
2. Put magnet inside flap on purses
3. Read and follow instructions
4. Put your name on quilts and other projects
5. Don't use rotary cutter after 11pm or after having a martini.
6. Measure twice cut once
7. Here's a tip I gleaned from Sharon Schamber at her workshop on Piecelique. We were talking about all sorts of appliqué, and she said when she does hand appliqué, she washes the fabric to be appliquéd down BEFORE using it, but NOT the BACKGROUND. Upon completion of the project, when she washes it, the background then shrinks minutely - but enough to pull the stitches to 'invisibility', because the fabric used in the appliqué was preshrunk, and does not shrink any further. It was a complete "WOW" moment for me, and it makes perfectly good sense, but it certainly wasn't part of the class instruction I expected to hear. Things like that are what enable me to say, "I've never yet taken a class where I didn't learn something new and unexpected. Nancy
8. There is room for more!
9. I am adding to previous tips until I run out of room!

Please submit tips and tools ideas for printing in the newsletter. I will put as many as will fit in the newsletter each month. So send one or one hundred.



Raffle Ticket Winners

Sulky Bags of goodies Karen Martin, Mel Moore, (Audrey's husband), Iris Pugh
Dakin Farms basket....Karen Lamson Shelburne Museum Membership....June Sweeney
Lake Champlain Chocolates....Pam Whitaker Lady of the Lake Quilt....Wendy Scully

One of the great tasks that go with being in charge of the raffle tickets is getting to deliver the prizes. Sunday night, with that lovely quilt in the trunk of the car, I decided to deliver it on my way home. Wendy Scully, the winner. is a friend and the administrative assistant at my church. In fact, she won with a ticket I gave her as thanks for helping me out with the printing and cutting of the tickets. I knew the street she lived on so decided to take a chance on her being home. As I pulled into the driveway, her husband came out to see who was coming, and was carrying the quilt up the walk with me on his other arm, when she came out on the porch. I said I have something for you from the quilt show, and she said "no way!!!" "Oh yes!" I said and with that she grabbed it and had it out of the bag in a flash. She was really really pleased and said how nice it would look in their bedroom. It's really fun to see the delight people show when they see that quilt.

I talked to Pam Whitaker in Maine on the phone....she won the Lake Champlain Chocolates. She bought her ticket at the show Saturday, after learning about OUR show at the rug hookers' show. She was in the area to visit a new grandchild and said how great the show was. I invited her back for next year's show. Karen Martin, Iris Pugh, and Mel Moore, Audrey's husband each won a bag of Sulky thread and other goodies, Karen Lamson won the Dakin Farms basket. and our registrar, June Sweeney won the Shelburne Museum membership.

Once again, thank you to all of you who bought or sold your tickets, and to all those who sold tickets at the fair. If you didn't get your money turned in, you can send it to me or bring it to the December Holiday Party....it's not too late!! Barbara Carter



Thank You and Kudos for Quilters

Many, many thanks to all the volunteers, Quilt Show Committee members, and quilting demonstrators who worked so cheerfully and tirelessly to put on another spectacular Quilt Show. - Laura Clements, Quilt Show Volunteer Coordinator

"If this quilt were on my bed, I would never leave the bedroom. Beautiful!"

"I like your quilt very much" (Malia, age 5)

"Wow" "Magnificent color and wonderful movement. The detail is exquisite."

"So glad to find a quilter who is unafraid of red"

"Flooded my heart with many memories. Thank you."



CVQG Minutes November 3, 2009

The November meeting was held at North Avenue Alliance church with president Joanne Guillemette presiding. Claire Graham Smith introduced Annie Smith who gave an interesting lecture on the values of color.

The minutes were adopted on motion of Nichole Cahlander and Sue McGuire.

Program co chair Janet Brunet announced there were still openings for the two day workshop with our speaker.

Newsletter chair Tammie Schmitt wants tips for quilting from members of the guild. She will look into problems people are having printing the newsletter. Jan Perry and Colette Brosseauwon the newsletter contest.

Community Quilts co chair announced 18 people attended the October workshop. Quilts were pieced, quilted and bindings were sewn on. Kits were prepared for machine quilting. Teela had set up the handi quilter and several people took a turn with it. Wendy expressed the committee's thanks to Teela for her help. A request has been received from the Lund Center asking for help with a large quilt to celebrate their 140th anniversary. Contact Shirley Fuller or Wendy for details. The next workshop will be held in March. Quilts will be accepted at the December meeting but no kits will be handed out.

Raffle Block chairs Andre Emmel and Anne Standish showed the blocks for the raffle block contest which were won by Pat Janson and showed the nine patch Christmas block which is due in December.

Information Table chair Pam Farnsworth announced Karey Young won the nametag raffle. If interested in wool for rug hooking, contact Peg deVolt. 'The Rug Hookers' show will be held at the Round Barn at Shelburne Museum and we have a reciprocal coupon if visiting both shows.

Aileen Chutter has a quilt pattern in the December/January issue of Quilters' Newsletter.

Stocking Raffle co chair Sally MacIntyre presented the winners of the raffle with their prizes. They were Noah Patullo, Donna Hamill, and Karen Abrahamovich.

Membership co chair Priscilla Roehm has new lists of members available.

Show chair Linda Lazarowski invited everyone to our show November 14th and 15th at Shelburne Farms. 120 quilts have been entered. Hope Johnson and Joanne Guillette have taped the showing for Across the Fence. Laura Clements needs a few more volunteers and will be sending a coupon to volunteers giving them entrance to the show. Ruth Whitaker held a raffle for all the people who have donated a quilt for the Silent Auction. The basket of fat quarters was won by Nancy Orcutt.

The HOLIDAY PARTY will be held at St John Vianney Church on Hinesburg road in South Burlington. Directions to the church will be in the December newsletter.

Teela Dusfresne and Andre Emmell moved the adjournment of the meeting for Show and Tell.

Barbara Carter

YANKEE PRIDE

9 Main St, Essex Jct, VT
(802) 872-9300
www.yankeepridequilts.com

Great service, reasonable prices

Stop in and see us! We've always got new inventory – books, notions, and fabric galore!

December Sales

Sat. Dec. 5: 20% off red fabric
Sat. Dec. 12: 20% off one book/pattern
Sat. Dec. 19: 20% off Christmas fabric
Sat. Dec. 26: 20% off batting

New at Yankee Pride

*Mayfair flannel from RJR
*Splendor from In the Beginning
*Aster Manor from Moda

The Fall 2009 Mystery Quilt Reunion will be Saturday, Feb. 20, 2010. Be there, and bring your quilt!

Yankee Pride hours/closings in December/January
Dec. 24: close at 3 p.m.
Dec. 25: closed
Dec. 31: closed
Jan. 1: closed
Jan. 4: closed for inventory

Spring 2010 Mystery Quilt will be a medallion quilt, with either a pieced or appliquéd center. Dates TBA

Diversity Page:

I would like to honor all that makes us “unique”. If you have a favorite tradition, story or interesting tidbit about your family please forward that to me. For those who do not have email please mail it to me. I caught myself only putting Christmas decoration on this newsletter and I thought it would be better to honor all of us and our ways of living. Sincerely, Tammie

