



# Champlain Valley Quilters Guild

## December 2019



### PRESIDENT'S MESSAGE

Winter is firmly upon us, the landscape is snow covered, and I am adjusting to boots, snow shovels, and ice scrapers. Now that the snow tires are on the car, and the house is buttoned up, I can focus on the tasks and joys of the season. For me, it is all about food and gathering with those I love to enjoy that food.

At our December guild meeting, we will gather to enjoy each other's wonderful cooking, and good company. Caroline and Barbara have some festive surprises up their sleeves. Come with your holiday spirit, a dish to share, 3 orphan blocks or 10 inch squares. Come with a pillow case or two to give away to those patients who are hospitalized over the holidays. The impact of what we do, of how we express our compassion and generosity through our collective sewing and quilting talents, is why we gather as a community and celebrate each other.

Happy Holidays,  
*Anne Standish*

### DECEMBER 3 MEETING—POT LUCK STARTING AT 6, MEETING 7-9

Join us for our annual holiday party at Holy Family Catholic Church in Essex Junction. We will meet 30 minutes early; the social hour begins at 6 p.m. Please bring:

- a sweet or savory food to share
- a glass or cup and napkin

3 orphan blocks or 10" blocks for our surprise activity. (Don't worry if you don't have either- we will have some blocks at the shed fabric table so you can still participate.)



any pillowcases that you have made for the community

your nametag

money for raffle tickets

Beverages and place settings will be provided

---

Interested in learning more about Instagram? Want someone to show you step by step how to sign up and make your first post? Come see me (Jennefer Dawn) before a meeting or during a break, I'd be happy to walk you through the process. Or you can email me at [jenneferdawn@gmail.com](mailto:jenneferdawn@gmail.com) and we can arrange some time!



## LOBBY LIGHTS AT VERMONT QUILT FESTIVAL 2020

VQF has extended an invitation to CVQG to be the Lobby Lights special exhibit in 2020. In case you're not familiar, these are the 'flying' quilts hung across the ceiling in the lobby between Miller North and Miller South. This is an honor for us as a guild. We have the opportunity to show our large quilts in the entryway as folks gather. As well as participate in shameless promotion. More on that later.

By February meeting we will gather 16-20 quilts for display. They can be older quilts made before the past calendar year. Previous years' contest quilts are also allowed. They cannot be your contest entries for 2020 and will not be judged. They can be for sale (30% proceeds to VQF). They need to be large and graphic—60"x60" - 100"x100". Small, subtle, detailed work will not make an impact at 30 feet up in the air. Other than that it's up to you.

First come first 'up' so to speak.

Questions contact [Claire@burlingtontelecom.net](mailto:Claire@burlingtontelecom.net) or 802-922-2595

*Claire Graham-Smith*

## MEMBERSHIP LISTS AVAILABLE AT THE DECEMBER MEETING!

A quick reminder from the membership team—please renew before we print the membership lists that we'll hand out at our December meeting. If you've already renewed your membership but got inspired by Jennefer's talk last month and opened an Instagram account, don't forget to send that information if you want it shared. She really does want to follow you, even if you haven't gone anywhere yet!

Catherine Symchych and Linda Park

[csymchych@gmail.com](mailto:csymchych@gmail.com) or [lindapark@gmavt.net](mailto:lindapark@gmavt.net)

## RAFFLE QUILT GOES HOME DECEMBER 3!

Your last chance to buy/turn in raffle tickets is the December meeting during the break. See Sue Rivers for tickets. The winning ticket will be drawn just before Show and Tell! We are at 87% of our goal, let's see if we can get there!

## RECENT COMMUNITY QUILTS; SEE PAGE 6 FOR 2020 SEW-IN DATES!





# January 2020

## DISAPPEARING 9 PATCH (Basic block)

This month we are featuring a technique for making a disappearing 9 patch. The finished block will be 13" (13 1/2" unfinished).

### FOR EACH DISAPPEARING 9 PATCH

You will start by making a 9 patch. Cut 9 @ 5" squares:

- 4 of a focus fabric for the corners
- 4 of a "sashing" fabric
- 1 of a "corner stone" fabric for center of 9 patch

Sew together to form a 9 patch (13 1/2" finished; 14" unfinished)

Now comes the fun part!

CUT the block in half vertically and horizontally. I cut 2 1/4" from the seam. You now have 4 @ 7" squares

SHUFFLE by exchanging two blocks diagonally across for each other.

SEW together. You have made one basic block to raffle or keep. Make as many as you'd like. You can enter the raffle once for each block you make.

Another option (B) is to use your blocks as partially framed blocks. I have shown the layout for directional fabric. You can use this option if you are keeping your blocks.

CUT

SHUFFLE A

OPTION B SHUFFLE




For the challenge block (you keep these)

Using whatever technique you prefer, make 4 half-square triangles blocks. Trim to 6.25 inches. Arrange and sew as shown into an hourglass block, paying attention to placement of lights and darks. See figure 1.

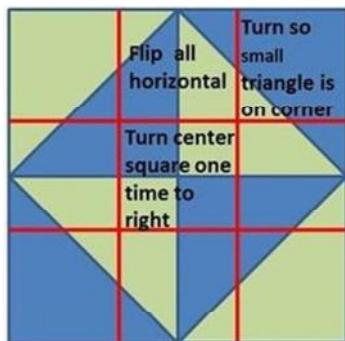
Trim block to 12 inches. Divide into three equal parts (4 inches). Cut block into 9 equal size squares (4

inches). The red lines in Figure 2 show the cut lines.


Flip different sections as shown in Figure 3. Sew them back together. The block will look like Figure 3.



**Figure 1**



**Figure 2**



**Figure 3**



Visit the Guild's Library on the fireplace hearth in the "Library Room" section of our meeting space. Each month we bring a selection of books that are in some way related to the speaker's topic, as well as other books, including novels.

A link to the Library is listed on the Guild's website. If a book is available, it can be delivered to you at our next meeting.

Have you read or heard about a book others will find interesting? Please let me know!

*Pam Farnsworth*  
Librarian

Meeting Minutes—November 5, 2019

7:00 PM—Anne Standish, President called to order

-reminded everyone to buy raffle tickets for our quilt that will be given away in December;  
Get your Quilts of Valor raffle tickets at the break; pick up the pillowcase kits to make for next month;  
Let her know if you have any Quest and Connect

Caroline Juneau and Barb Newman introduced our speaker, Patty Sawyer

8:15 PM Business Meeting

### **Jennefer Dawn-Instagram**

-gave a brief presentation on using Instagram to help grow our guild; newer quilters use this method.  
Our name is CVQGuild

-this is more of a visual medium-we want to post many pictures

-can follow individuals, groups, or topics

-she invited all of the guild to join Instagram and post to get more interest-# is how it spreads

-it is a very friendly site you just join, post, and repost to spread the news. It is important to caption your photos and use # to connect to others. Can # a brand of something you used in your project

-Jennefer will sit down with anyone who would like help setting up an account. We will decide at the board meeting the logistics of this and let everyone know at the December meeting and through the newsletter.

### **Block of the Month:** Barb Newman and Carol Bloomhardt

-Sue Rivers won the blocks for November

-if you cannot get to the December meeting you can drop off your finished pillowcases to Quilting With Color  
-if you need more directions on how to make these Google "hot dog pillowcase"

### **Community Quilts:** Noel Patoine

-said we received a note from a hospice nurse letting us know how much the quilts are appreciated

-scheduled the following sew-ins: January 18 at St Jude's in Hinesburg; February 1 at the Episcopal Church in Shelburne; March 24 at Essex Alliance Church; April 25 at the Episcopal Church in Shelburne

-we have given out 12 quilts so far

-a new idea for Community Quilts is to make placemats; these will used for clients for home meals like, Meals on Wheels

-Noel showed 3 new quilts

**Membership:** Catherine Symchych and Linda Parks

-a reminder to be sure to sign in when you arrive or some time during break if you have forgotten

-Name tag winner Belle

-gave out small gift to November birthdays

**Quilts of Valor:** Linda Lane

-winner of this month's raffle: Brooke Conger

**Programs: Caroline Juneau & Barb Newman**

-next month is our Holiday Party, this is a potluck so bring something yummy to share

-please bring your own utensils and dishes if you can and Donna will once again let us use her dishes

-whatever you bring please take home: this is a no trash event

-for a fun activity bring 3 orphan blocks or 10" squares

-starts at 6:00 PM; set up begins 5:15 to 5:30 come to help if you can

**2020 Quilt Show: Joann Frymire**

-first meeting was held in October and the next on is November 19 at Yankee Pride at 5:59 PM

-we encourage members to get involved we need more subcommittee chairs

**Anne**

-we still need a Guild Historian; this job requires minimal time but is very important; please let Anne know if you are interested

-we are doing "Lobby Lights" at 2020 VQF-Claire Graham-Smith is our point person

-we need a commitment of quilts by February need 18-20 very large quilts; there will also be space for our Challenge Quilts-these quilts will not be judged

**Challenge Quilt:** Sue Maguire

The Challenge Quilts are currently at the Essex Senior Center and will be there Through November; they will be in the Charlotte Senior Center for December and January; and at the Shelburne Library for February and March

Adjourned to Show and Tell: 8:47PM


Respectfully Submitted by

*Joann Frymire*



The committee met on Tuesday, November 19 and decided our theme is going to be "Wings of Joy" so start those imaginations flowing. We are looking into venues and dates and will hopefully be able to nail that down in the beginning of 2020. Our next meeting is January 21 at Yankee Pride at 5:57 PM. Please consider helping with this important event. If you have any questions please let me know at [jafrymire@comcast.net](mailto:jafrymire@comcast.net).

**Joann Frymire, 2020 Show Chair**





**JANUARY 7**—January and **FEBRUARY 4**— will be mini workshops in different formats... more surprises!

**MARCH 3**—is the Antique Quilt talk by Richard Cleveland. Start gathering your antique quilts to bring in March for him to tell us about.

We are also planning on having more opportunities for you to learn more about using Instagram. Stay tuned...

**SEW-IN DATES FOR COMMUNITY QUILTS:**

January 18—St. Jude Church, Hinesburg

February 1—Trinity Episcopal Church, Shelburne

March 21—Essex Alliance Church, Essex

April 25—Trinity Episcopal Church, Shelburne

These are Saturdays, 10 a.m.—2 p.m. at each event. Bring sewing machines and supplies; kits, tops, quilts ready for binding etc. will be provided.



**NEXT MEETING—DECEMBER 3—HOLIDAY POT LUCK!**